

L&R ISO REEFER REPAIRING SPARE PARTS CATALOG

2013 Edition



INDUSTRIA LUIS & RICARDO E.I.R.L

L&R Spare Parts Service Business Center

Add: Urbanización El Olivar Mz L Lote 5 / Calle las Moras 109
Callao, Lima - Perú

Tel: (511) 4842320 / (51) 998390284

Fax: (511) 4842320

E-mail: industria_lr@yahoo.es & gerencia@industria-lr.com

Website: www.industria-lr.com



L&R SPARE PARTS LIST (REEFER PART)

2013

Code No.	Description	Material	Weight (kg)	Spec	Page
L&R-01-001-1	Flashing side	6061-T6	5.600	L=5600	1
L&R-01-001-2	Flashing side	6061-T6	11.700	L=11700	
L&R-01-003-1	Top side angle	6061-T6	2.000	L=5550	2
L&R-01-003-2	Top side angle	6061-T6	4.200	L=11650	
L&R-01-005-2	Door sill ledge	PVC	3.800	L=2320	3
L&R-01-006	Door sill ledge	PVC	1.800	L=2308	4
L&R-01-008	Hinge pin	SUS304	0.240	L=149	5
L&R-01-008-2	Hinge pin	SUS304	0.200	L=122	6
L&R-01-008-3	Hinge pin	SUS304	0.260	L=162	7
L&R-02-003	Cross member	6061-T6	7.870	H=100, L=2350	8
L&R-02-004	Bottom side rail	6061-T6	27.750	L=5702	9
L&R-02-007	Cross member clip	6061-T6	6.240	L=2400	10
L&R-02-008	Cross member clip	6061-T6	7.200	L=2400	11
L&R-02-009	Cross member	6061-T6	6.181	H=100, L=2350	12
L&R-02-009-1	Cross member	6061-T6	8.225	H=124, L=2350	13
L&R-02-009-2	Cross member	6061-T6	7.332	H=80, L=2350	14
L&R-02-009-3	Cross member	6061-T6	6.181	H=124, L=2350	15
L&R-02-010	Bottom side rail	6061-T6	25.944	L=5702	16
L&R-02-011B	Bottom side rail	Corten	6.14/m	4.5X25X128X25X3000	17
L&R-02-012	Bottom side rail	Corten	6.90/m	4.5X25X150X25X3000	
L&R-02-013	Bottom side rail	Corten	5.34/m	4.5X25X105X25X3000	
L&R-02-014	Bottom side rail	Corten	5.62/m	4.5X45X150X25X3000	
L&R-02-015	Cross Member	Corten/MGSS	35.700	4.0X289X2345	18
L&R-02-016	Cross member	Corten	14.600	4.5X50X80X50X2345	19
L&R-02-017	Bolster bottom	Corten	28.000	4.5X119X120X119X2345	20
L&R-02-018	Fork pocket	Corten	76.600	L=2345	21
L&R-02-019-1	Bottom Sheet	Corten	35.000	1.6X1040X2345	22
L&R-02-020-1	Bottom Sheet	Corten	35.000	1.6X1040X2345	23
L&R-02-021-1	Bottom Sheet	Corten	35.000	1.6X995X2345	24
L&R-02-022-1	Bottom Sheet	Corten	35.000	1.6X995X2345	25
L&R-03-001	T-floor	6061-T6	6.137/m	L=5700	26
L&R-03-002	T-floor side	6061-T6	1.651/m	L=5700	27
L&R-03-003	T-floor	6061-T6	5.772/m	L=5700	28
L&R-03-004	T-floor middle	6061-T6	3.551/m	L=5700	29
L&R-03-005	T-floor middle	6061-T6	3.645/m	L=5700	30
L&R-03-006	T-floor	6061-T6	6.002/m	L=5700	31
L&R-03-007	T-floor middle	6061-T6	1.651/m	L=5700	32
L&R-03-008	T-floor	6061-T6	4.590/m	L=5700	33
L&R-03-009	Sill Gutter	6061-T6	5.700	L=2305	34
L&R-03-012	Sill Gutter	6061-T6	5.300	L=2305	35
L&R-03-013	Sill Gutter	6061-T6	4.700	L=2305	36
L&R-03-014	Air Flow Bottom	6061-T6	0.830/m	L=3600	37
L&R-03-015	Air Flow Top	6061-T6	0.950/m	L=3600	
PA-008-04	Alu Connection Frame	6061-T6	0.300		38
L&R -04-001-1	Front corner post	Corten	67.600	L=2660	39
L&R-04-001-2	Front corner post	Corten	59.800	L=2355	
L&R-04-002-1	Front corner post	Corten	67.600	L=2660	40
L&R-04-002-2	Front corner post	Corten	59.800	L=2355	
L&R-05-001-1	Rear post outer	Corten	32.200	L=2660	41
L&R-05-001-2	Rear post outer	Corten	28.500	L=2355	
L&R-05-002-1	Rear post inner	Corten	11.530	L=2660	42
L&R-05-002-2	Rear post inner	Corten	10.200	L=2355	
L&R-05-003-1	Rear post inner	Corten	16.910	L=2660	43
L&R-05-003-2	Rear post inner	Corten	14.970	L=2355	
L&R-05-004-1	Rear post inner	Corten	7.520	L=2660	43
L&R -05-004-2	Rear post inner	Corten	6.660	L=2355	



L&R SPARE PARTS LIST (REEFER PART)

2013

Code No.	Description	Material	Weight (kg)	Spec	Page
L&R-06-001	Door sealing outer	EPDM	6.000	Set	44
L&R-06-001-1	Door sealing outer	EPDM	1.500	A-A section,L=2500	
L&R-06-001-2	Door sealing outer	EPDM	1.500	C-C section,L=2500	
L&R-06-002	Door sealing outer	EPDM	6.000	Set	45
L&R-06-003	Door sealing inside	EPDM	6.000	Set	46
L&R-06-003-1	Door sealing inside	EPDM	1.500	X section,L=2500	
L&R-06-003-2	Door sealing inside	EPDM	1.500	Y section,L=2500	
L&R-06-004	Door sealing inside	EPDM	6.000	Set	47
L&R-06-005	Door sealing inside	EPDM	6.000	Set	48
L&R-06-005-1	Door sealing inside	EPDM	1.500	X section,L=2500	
L&R-06-005-2	Door sealing inside	EPDM	1.500	Y section,L=2500	
L&R-06-006	Door sealing inside	EPDM	6.000	Set	49
L&R-06-006-1	Door sealing inside	EPDM	1.500	X section,L=2500	
L&R-06-006-2	Door sealing inside	EPDM	1.500	Y section,L=2500	
L&R-06-007	Door sealing inside	EPDM	6.000	Set	50
L&R-06-008	Door frame profile	PVC	1.500	L=2519	51
L&R-06-009	Door frame profile	PVC	1.500	L=2519	52
L&R-06-010	Door frame profile	PVC	1.500	L=2540	53
L&R-06-011	Door frame	6061-T6	3.978	L=2600	54
L&R-06-011-1	Door frame	6061-T6	1.670	L=1117	
L&R-06-011-3	Door frame	6061-T6	3.780	L=2532	
L&R-06-012-1	Door frame profile	PVC	0.700	L=1125	55
L&R-06-012-2	Door frame profile	PVC	1.500	L=2540	
L&R-06-012-3	Door frame profile	PVC	1.400	L=2235	
L&R-06-013	Door panel left	MGSS	33.396	1.6X1070X2485	56
L&R-06-014	Door panel right	MGSS	33.396	1.6X1070X2485	
L&R-06-015	Door panel	MGSS	29.297	1.6X1070X2180	57
L&R-06-016	Door lining	SUS304			58
L&R-06-016-1	Door lining	SUS304	16.311	0.7X1105X2520	
L&R-06-016-2	Door lining	SUS304	15.063	0.7X1079X2497	
L&R-06-016-3	Door lining	SUS304	15.237	0.7X1091X2497	
L&R-06-017	Door lining	SUS304			59
L&R-06-017-1	Door lining	SUS304	14.375	0.7X1105X2215	
L&R-06-017-2	Door lining	SUS304	13.271	0.7X1079X2192	
L&R-06-017-3	Door lining	SUS304	13.412	0.7X1091X2192	
L&R-06-018	Door hinge	SS41	2.500		60
L&R-06-018-1	Door hinge	SS41	2.000		61
L&R-06-019	Door hinge	SS41	2.500		62
L&R-06-019-1	Door hinge	SS41	2.000		63
L&R-06-019-2	Door Bumper	EPDM			64
L&R-06-020	Door hinge	SS41	2.400		65
L&R-06-021	Door hinge	SS41	2.400		66
L&R-06-022	Door hinge	6061-T6	1.000		67
L&R-06-023	Door hinge	6061-T6	1.000		68
L&R-06-025	Door Gasket, "H" Type	EPDM	6.000	Set	69
L&R-06-025-1	Door Gasket, "H" Type	EPDM	1.500	L=2500	
L&R-06-026	Door frame profile	PVC	1.500	L=2600	70
L&R-06-026-1	Door frame profile	PVC	0.700	L=1200	
L&R-06-026-2	Door frame profile	PVC	1.400	L=2400	
0302HDL-2301	Door Gasket	EPDM	6.000	Set	71
0302HDL-2301	Door Gasket	EPDM	1.500	L=2500	
0301HD-06-6	Door Gasket	EPDM	1.500	L=2500	72
HD-2	Door Gasket	EPDM	1.500	L=2500	
L&R-07-001-1	Side panel	MGSS	22.500	1.0X1205X2490	73
L&R-07-001-2	Side panel	MGSS	19.747	1.0X1205X2185	
L&R-07-0013	Side panel	MGSS	22.597	1.0X1210X2490	74



L&R SPARE PARTS LIST (REEFER PART)

2013

Code No.	Description	Material	Weight (kg)	Spec	Page
L&R-07-002-1	Side lining	SUS304	17.250	0.7X1220X2547	75
L&R-07-002-2	Side lining	SUS304	15.300	0.7X1220X2250	76
L&R-07-002-3	Side lining	SUS304	15.000	0.7X1220X2210	77
L&R-07-003	Post				78
L&R-07-003-1	Post	Corten	6.100	L=2532	
L&R-07-003-2	Post	MGSS	1.700	L=2532	
L&R-07-003-3	Post	Corten	3.994	L=2520	
L&R-07-004	Side lining	SUS304			79
L&R-07-004-1	Side lining	SUS304	17.100	0.7X1220X2520	
L&R-07-004-2	Side lining	SUS304	15.200	0.7X1220X2230	
L&R-08-001	Roof panel	MGSS			80
L&R-08-001-1	Roof panel	MGSS	22.400	1.0X1220X2354	
L&R-08-001-2	Roof panel	MGSS	22.500	1.0X985X2380	
L&R-08-001-3	Roof panel	MGSS		1.0X1220X2370	
L&R-08-002	Roof lining	5052-H46	57.200	0.8X2266X11270	81
L&R-08-003	Roof lining	5052-H46	57.200	0.8X2266X11270	82
L&R-08-004	Roof lining	SUS304	15.400	0.7X1220X2266	83
L&R-08-005	Roof lining	5052-H46	24.400	0.8X2266X4810	84
L&R-08-006	Roof lining	5052-H46	24.400	0.8X4810X2266	85
L&R-09-001	Ledge	PVC	1.500	1911	86
L&R-09-002	Ledge	PVC	1.600	2121	87
L&R-09-003	Ledge	PVC	1.800	2580	88
L&R-09-004	Ledge	PVC	2.100	2286	89
L&R-09-005/A	Kazoo Drain		0.600		90
L&R-09-005/B1	SCRC Drain		0.200		91
L&R-09-005/B2	Kazoo Drain		0.400		92
L&R-09-005/C	Auto Drain		0.150		93
L&R-09-005/C-1	Alu Tube	Alu	0.110		
L&R-09-005/C-2	Auto Drain Center Part	PVC	0.040		
L&R-09-006-1	Kazoo	EPDM	0.025	42mm	94
L&R-09-006-2	Kazoo	EPDM	0.021	36mm	95
L&R-09-006-3	PVC Drain Pipe	PVC	0.045	40mm	96
L&R-09-006-4	PVC PIPENIPPEL	PVC	0.030	for Kazoo 42	97
L&R-09-006-5	PVC PIPENIPPEL	PVC	0.020	for Kazoo 34	
L&R-09-006-6	PVC Plugs f. drain with ring and steel wire	EPDM	0.040	Top 32mm, Bottom 27mm, H=26mm	98
L&R-09-006-7	PVC Plugs f. drain with ring and steel wire	EPDM	0.050	Top 41mm, Bottom 36mm, H=21mm	
L&R-09-007	Delamination		0.111	H=84mm	99
L&R-09-007-1	Delamination			H=110mm	
L&R-09-007-2	Delamination			H=120mm	
L&R-10-001	Unit side plate(A)	6061-T6	3.300	L=1900	100
L&R-10-002	Unit side plate(B)	6061-T6	0.700	L=1888	101
L&R-10-003	Tension spring	SUS304	0.075		102
L&R-10-004	Hinge lug	MGSS	0.100		103
L&R-10-005	Bearing Bracket Outer, L	SS41			104
L&R-10-005-1	Bearing Bracket Outer, L	SS41			105
L&R-10-006	Large Split Bush for reefe	PVC			106
L&R-11-001	Top side rail	Corten	37.400	L=5700	107
L&R-11-002	Top side rail	Corten	37.400	L=5700	108
L&R-11-004	Top side rail	6061-T6	19.500	L=5702	109
L&R-11-007	Top side rail	6061-T6	20.299	L=5702	110
L&R-11-008	Top side rail	6061-T6	16.821	L=5702	111
L&R-11-009	Roof Bow	6061-T6	2.068	L=2350	112
L&R-11-010-1	Side Post Inner	6061-T6	4.643	L=2780	113
L&R-11-010-2	Side Post Outer	6061-T6	3.920	L=2780	
L&R-11-012	Top side rail	6061-T6	11.518	L=5702	114

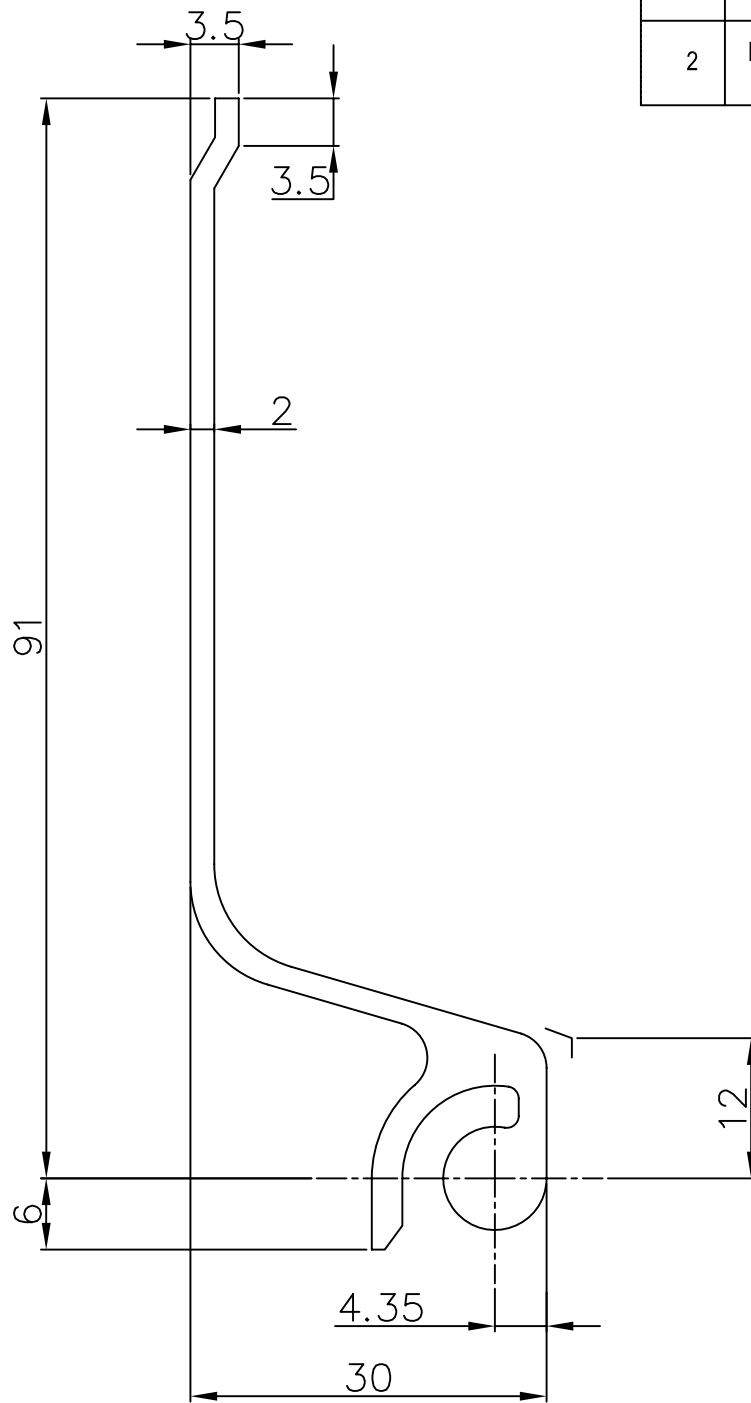


L&R SPARE PARTS LIST (REEFER PART)

2013

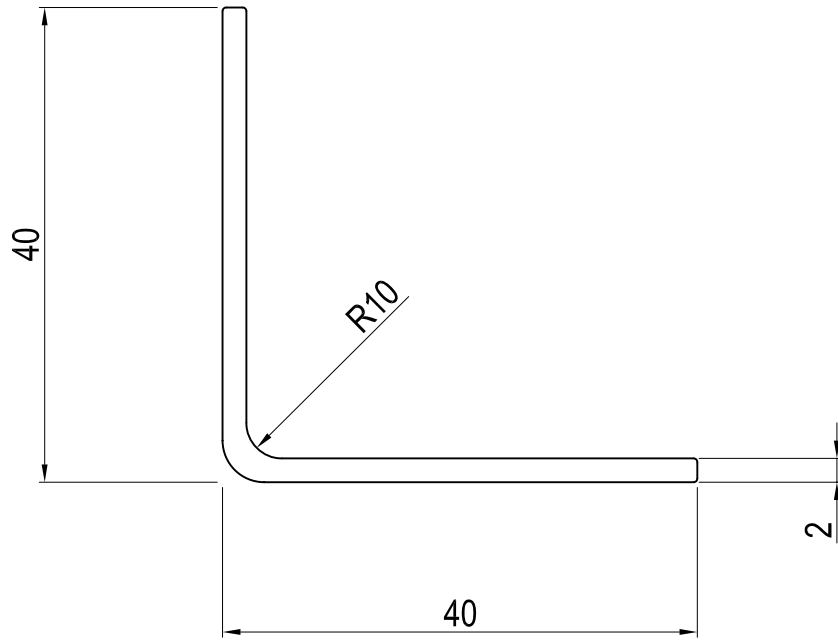
Code No.	Description	Material	Weight(kg)	Spec	Page
L&R-12-001A	Monobolt	Stainless Steel		2711-0613, 4.8X10	115
L&R-12-001B	Monobolt	Stainless Steel		2711-0617, 4.8X14	
L&R-12-001C	Monobolt	Stainless Steel		2711-0817, 6.4X14	
L&R-12-001D	Monobolt	Stainless Steel		2711-0824, 6.4X19	
L&R-12-002A	Monobolt	Alu		2774-0613, 4.8X10	116
L&R-12-002B	Monobolt	Alu		2774-0617, 4.8X14	
L&R-12-002C	Monobolt	Alu		2774-0817, 6.4X14	
L&R-12-002D	Monobolt	Alu		2774-0824, 6.4X19	
L&R-12-002E	Alu Blind Rivet Sealed	Alu		4.8X19	
L&R-12-002F	Alu Blind Rivet Sealed	Alu		6.4X16	
L&R-12-002G	Alu Blind Rivet Sealed	Alu		6.4X25	
L&R-12-002H	Alu Blind Rivet Sealed	Alu		5X15	
L&R-13-001	Huckbolt	Alu		2801-0804, 6.4X6	117
L&R-13-002	Huckbolt	Alu		2801-0806, 6.4X8	
L&R-13-003	Huckbolt	Alu		2801-0808, 6.4X12	
L&R-13-004	Huckbolt Collar	Alu		2839-08, M6.4	
L&R-13-005	Huckbolt	Alu		2801-1004, 8X6	
L&R-13-006	Huckbolt	Alu		2801-1006, 8X8	
L&R-13-006-1	Huckbolt	Alu		2801-1008, 8X10	
L&R-13-007	Huckbolt	Alu		2801-1010, 8X12	
L&R-13-008	Huckbolt Collar	Alu		2837-10, M8	
L&R-13-009	Huckbolt	Alu		2801-1204, 10X6	
L&R-13-010	Huckbolt	Alu		2801-1206, 10X8	
L&R-13-011	Huckbolt	Alu		2801-1208, 10X12	
L&R-13-012	Huckbolt	Alu		2801-1210, 10X16	
L&R-13-013	Huckbolt	Alu		2801-1212, 10X20	
L&R-13-014	Huckbolt	Alu		2801-1214, 10X22	
L&R-13-015	Huckbolt	Alu		2801-1216, 10X25	
L&R-13-016	Huckbolt	Alu		2801-1218, 10X28	
L&R-13-017	Huckbolt	Alu		2801-1220, 10X30	
L&R-13-018	Huckbolt	Alu		2801-1222, 10X32	
L&R-13-019	Huckbolt	Alu		2804-1222, 10X32	
L&R-13-020	Huckbolt	Alu		2804-1224, 10X34	
L&R-13-021	Huckbolt	Alu		2804-1226, 10X36	
L&R-13-022	Huckbolt Collar	Alu		2805-12, M10	
L&R-13-023	Huckbolt Collar (Flange)	Alu		2809-12, M10	
L&R-14-001-1	Alu Flat Bar	6061-T6		9.5X25X3000	118
L&R-14-002-1	Alu Flat Bar	6061-T6		9.5X51X3000	
L&R-14-003-1	Alu Flat Bar	6061-T6		9.5X89X3000	
L&R-14-004-1	Alu Flat Bar	6061-T6		9.5X100X3000	
L&R-14-005-1	Alu Flat Bar	6061-T6		9.5X127X3000	
L&R-14-006-1	Alu Flat Bar	6061-T6		10X125X3000	
L&R-14-007-1	Alu Flat Bar	6061-T6		13X89X3000	
L&R-14-008-1	Alu Flat Bar	6061-T6		6.0X130X2400	
L&R-15-01	Aluminium solid rivets	Alu		M10X25	
L&R-15-02	Aluminium solid rivets	Alu		M10X30	
L&R-15-03	Aluminium solid rivets	Alu		M10X20	
	Alu Plate	Alu			119
	Flat Plate SUS304	SUS304			120
	Stainless Steel Plate	MGSS			121

Type	Param.	Spec
1	L&R-01-001-1	5600
2	L&R-01-001-2	11700



TITLE	Flashing Side	WEIGHT	1.02kgs/m
SPEC		MATERIAL	6061-T6
PART NO.	L&R-01-001-1/2	PAGE NO.	1

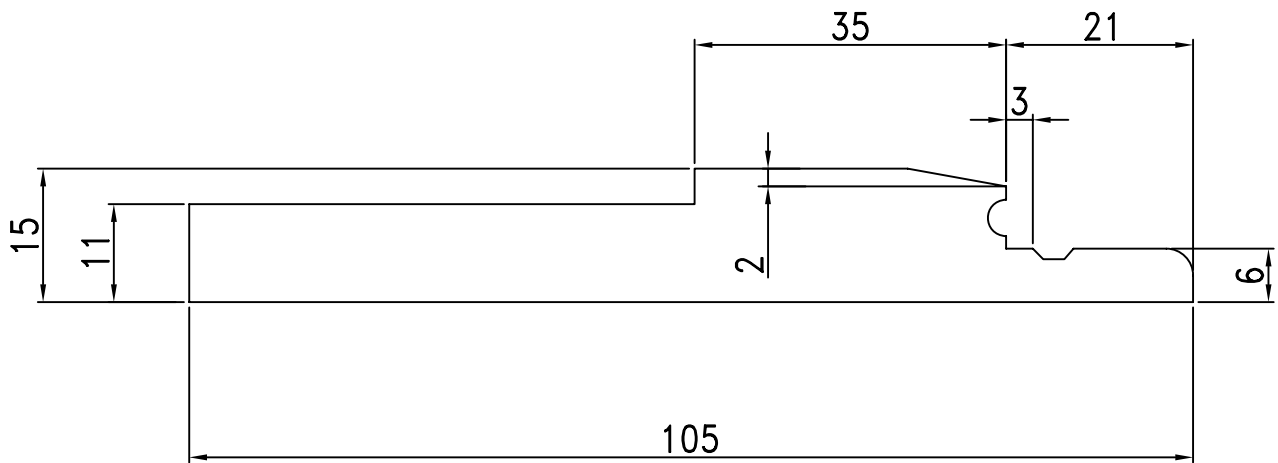
Type	Param.	Spec
1	L&R-01-003-1	5550
2	L&R-01-003-2	11650



TITLE	Top Side Angle	WEIGHT	0.426kg/m
SPEC		MATERIAL	6061-T6
PART NO.	L&R-01-003	PAGE NO.	2

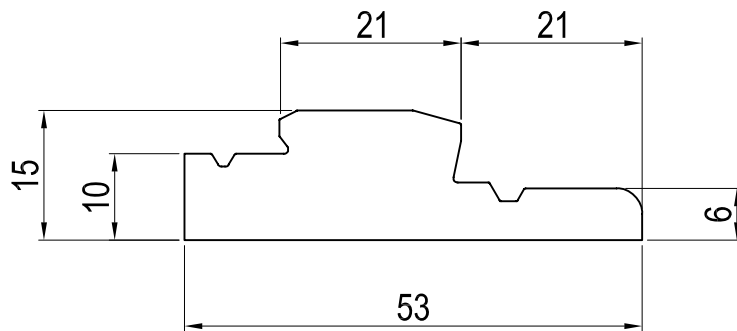


L&R



TITLE	Door Sill Ledge	WEIGHT	3.8kg
SPEC	L=2320 mm	MATERIAL	PVC
PART NO.	L&R-01-005-2	PAGE NO.	3

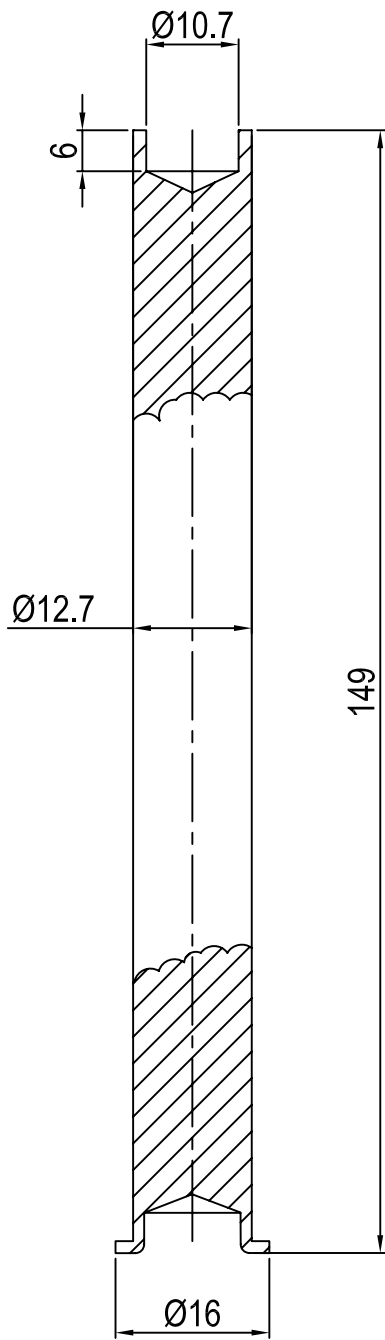




TITLE	Ledge	WEIGHT	1.8kg
SPEC	L=2308 mm	MATERIAL	PVC
PART NO.	L&R-01-006	PAGE NO.	4



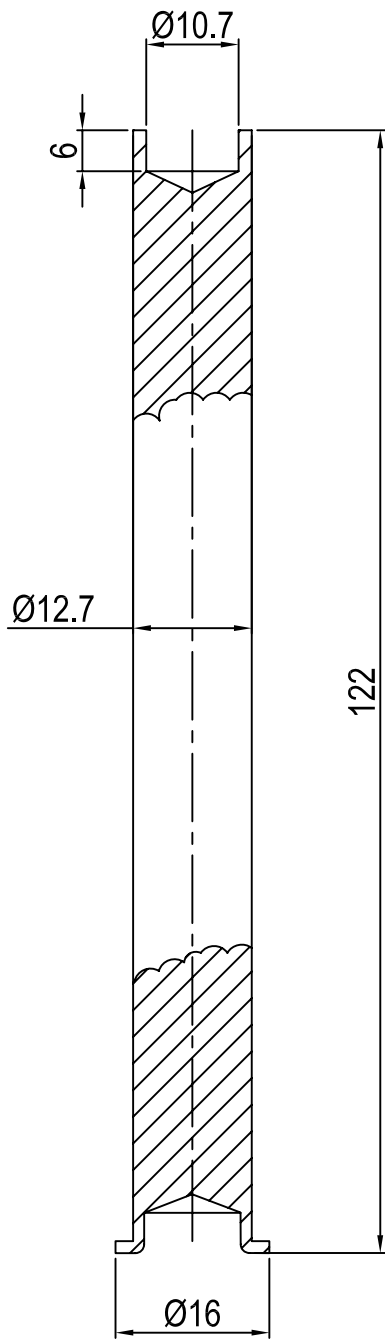
L&R



TITLE	Hinge Pin	WEIGHT	0.240kg
SPEC	L=149 mm	MATERIAL	SUS304
PART NO.	L&R-01-008	PAGE NO.	5



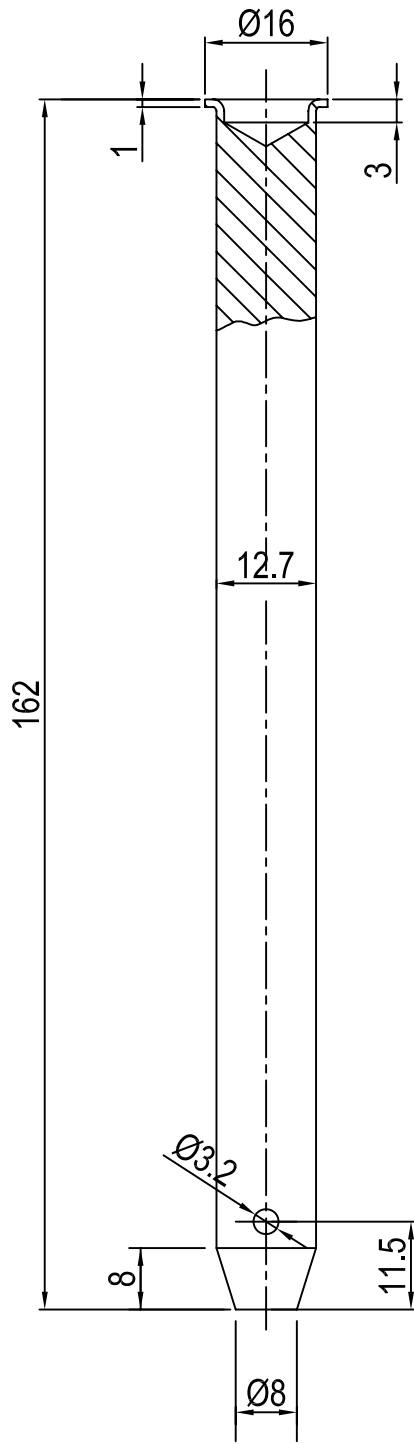
L&R



TITLE	Hinge Pin	WEIGHT	0.20kg
SPEC	L=122 mm	MATERIAL	SUS304
PART NO.	L&R-01-008-2	PAGE NO.	6

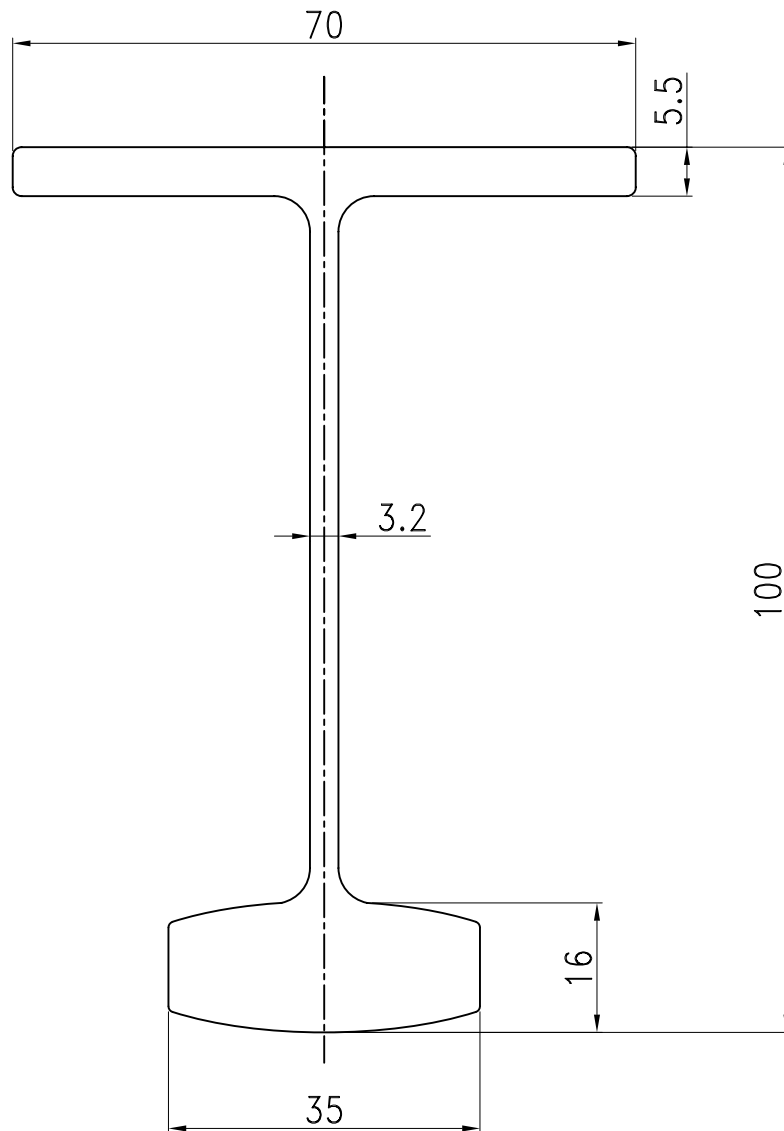


L&R



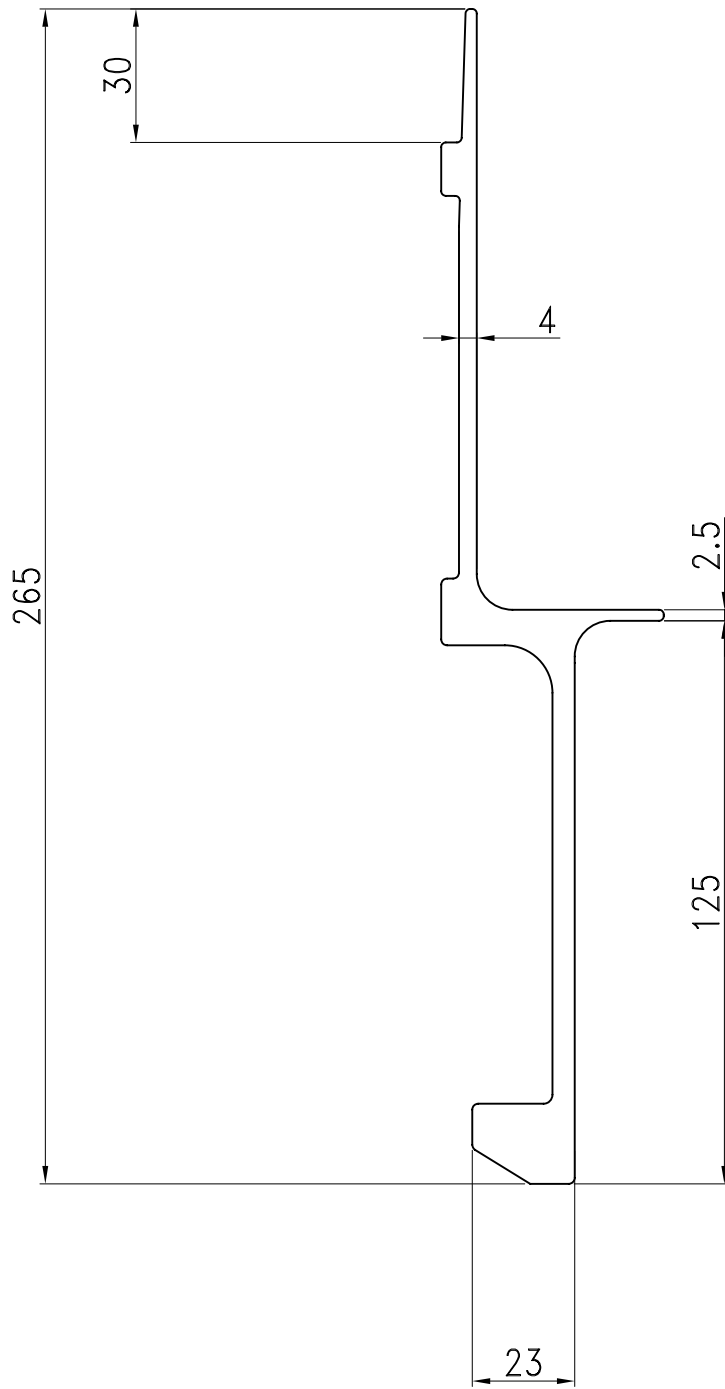
TITLE	Hinge Pin	WEIGHT	0.26kg
SPEC	L=162 mm	MATERIAL	SUS304
PART NO.	L&R-01-008-3	PAGE NO.	7





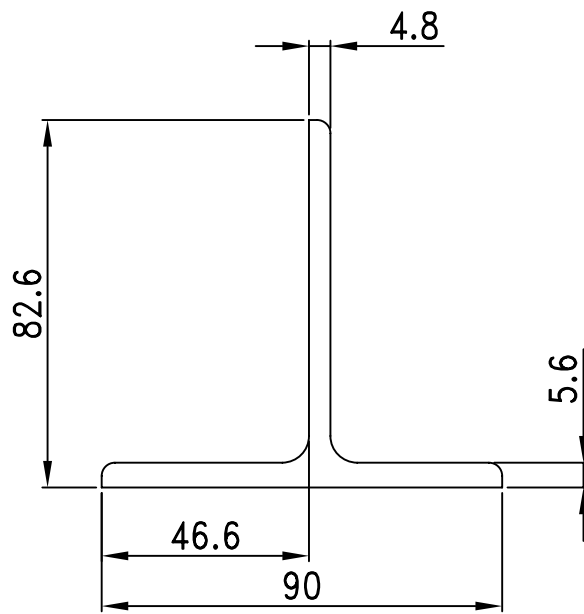
TITLE	Cross Member	WEIGHT	7.87kgs
SPEC	L=2350mm	MATERIAL	6061-T6
PART NO.	L&R-02-003	PAGE NO.	8





TITLE	Bottom Side Rail	WEIGHT	27.75kgs
SPEC	L=5702mm	MATERIAL	6061-T6
PART NO.	L&R-02-004	PAGE NO.	9

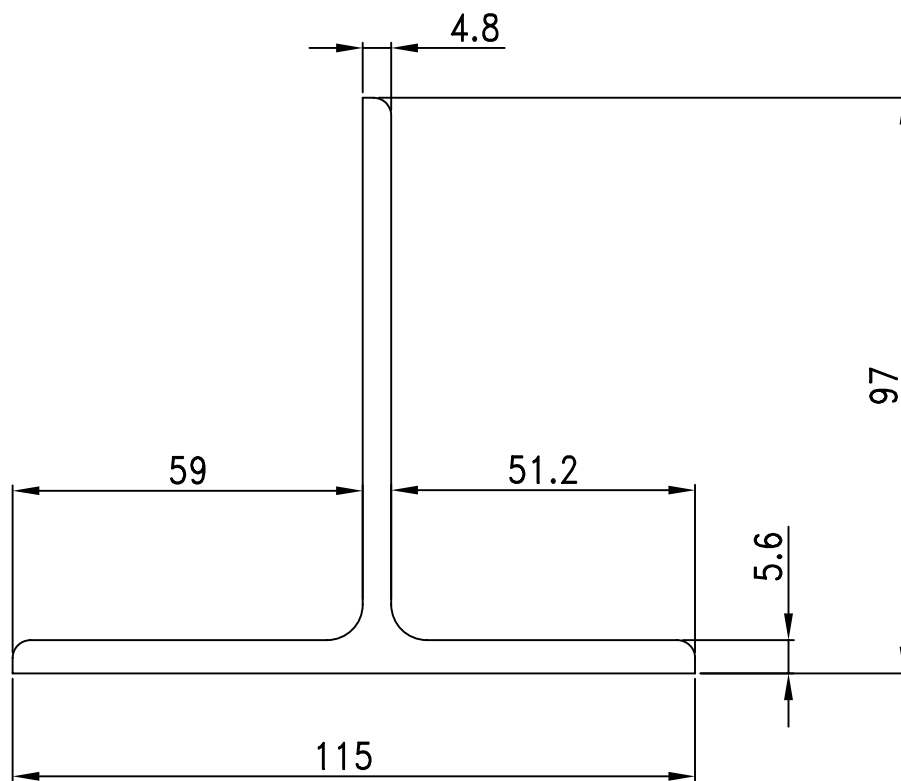




TITLE	Crossmember Clip	WEIGHT	6.240kgs
SPEC	L=2400mm	MATERIAL	6061-T6
PART NO.	L&R-02-007	PAGE NO.	10



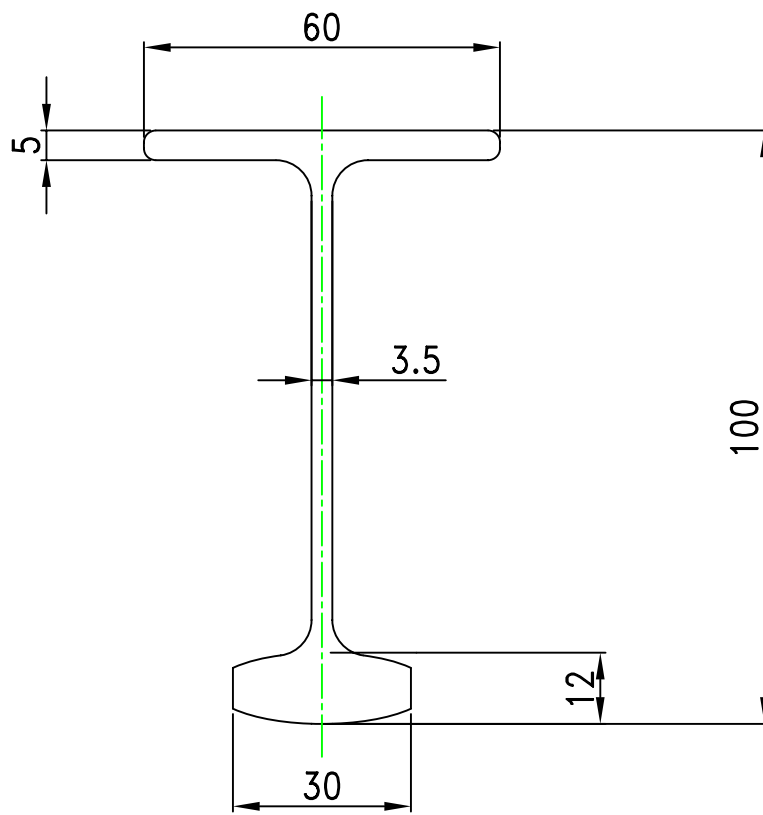
L&R



TITLE	Crossmember Clip	WEIGHT	7.2kgs
SPEC	L=2400mm	MATERIAL	6061-T6
PART NO.	L&R-02-008	PAGE NO.	11



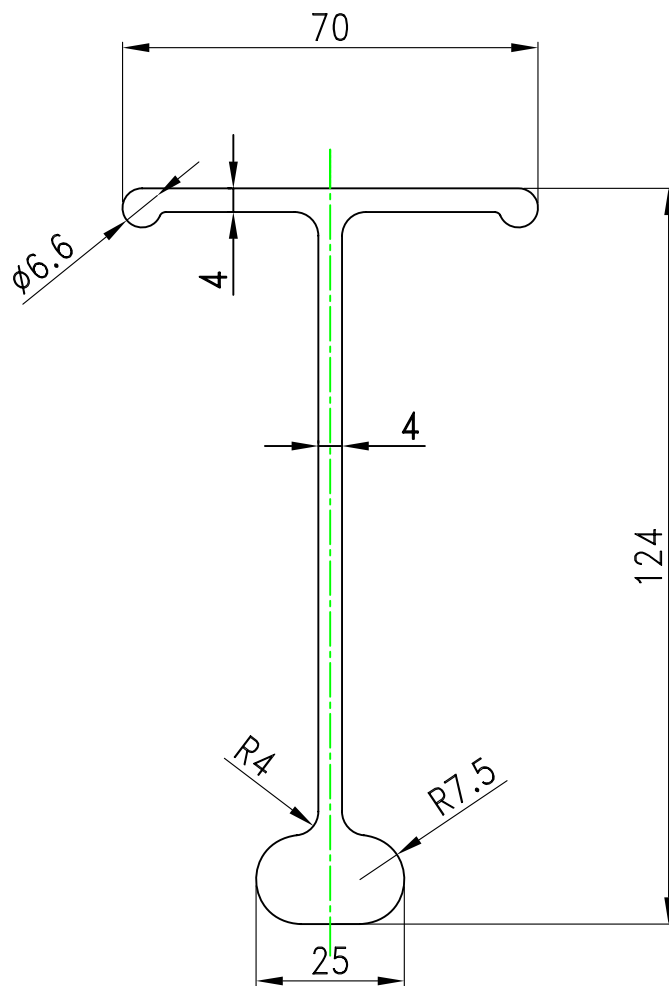
L&R



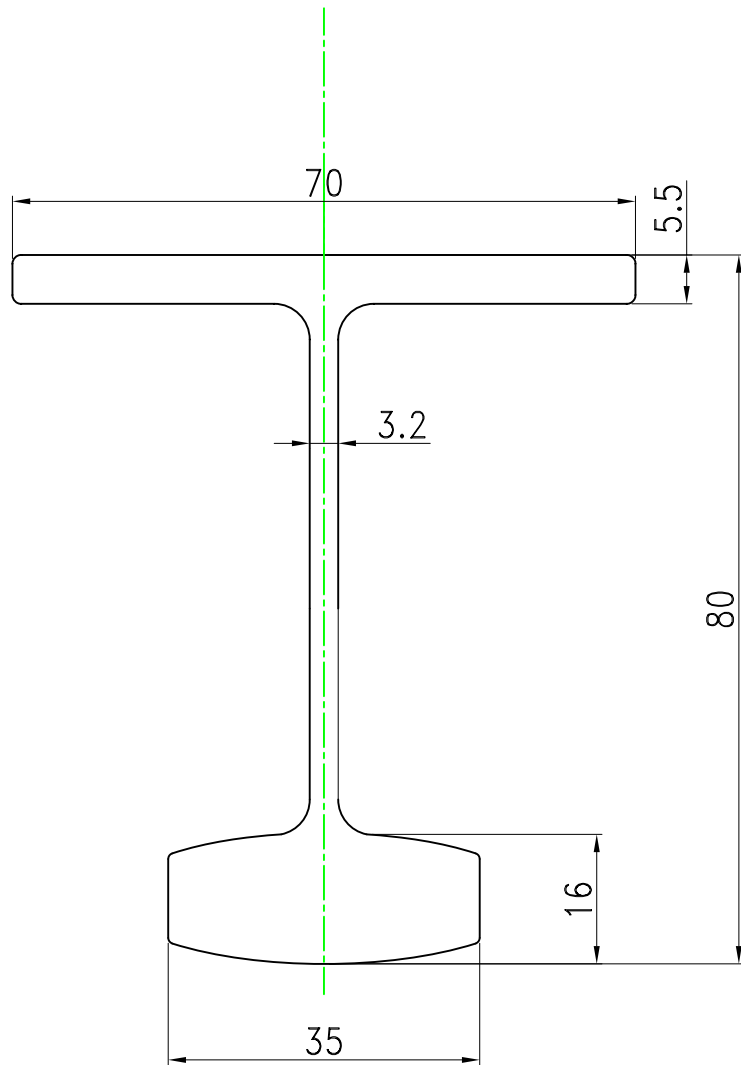
TITLE	Cross Member	WEIGHT	6.181kg
SPEC	L=2350mm	MATERIAL	6061-T6
PART NO.	L&R-02-009	PAGE NO.	12



L&R



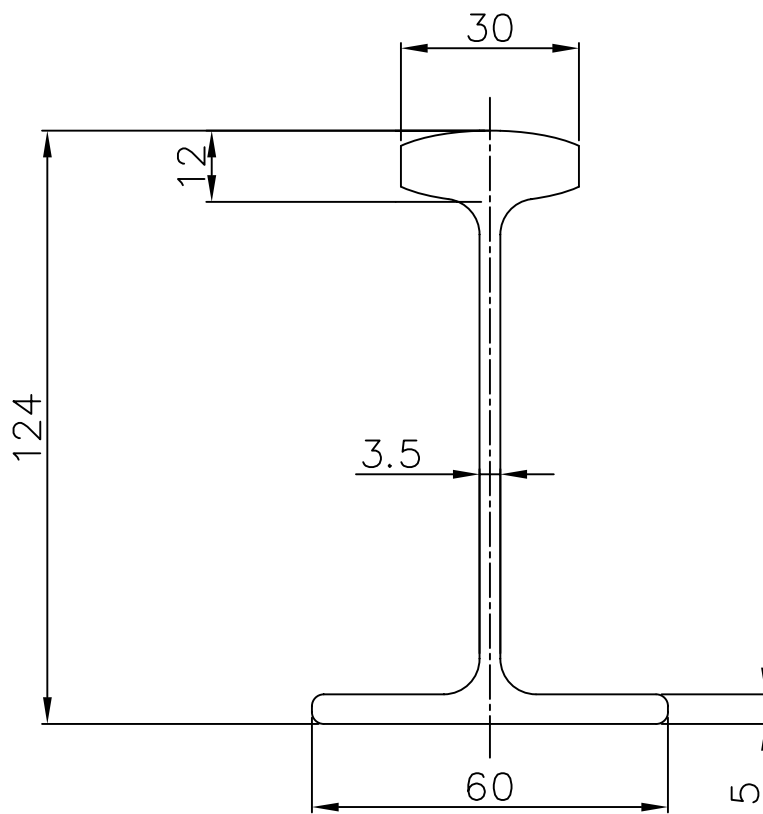
TITLE	Cross Member	WEIGHT	8.255kgs
SPEC	L=2350mm	MATERIAL	6061-T6
PART NO.	L&R-02-009-1	PAGE NO.	13



TITLE	Cross Member	WEIGHT	7.332kgs
SPEC	L=2350mm	MATERIAL	6061-T6
PART NO.	L&R-02-009-2	PAGE NO.	14

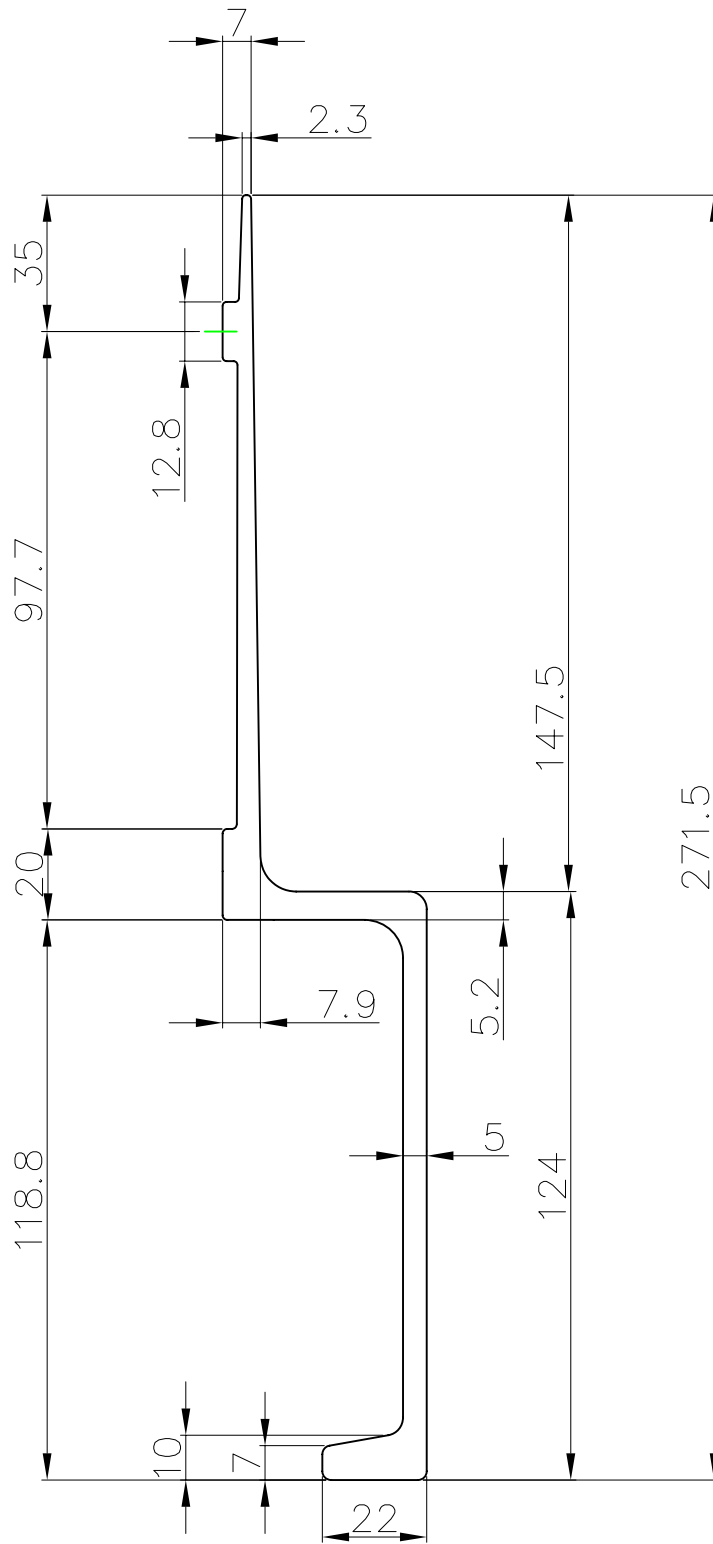


L&R



TITLE	Cross Member	WEIGHT	6.181kgs
SPEC	L=2350mm	MATERIAL	6061-T6
PART NO.	L&R-02-009-3	PAGE NO.	15

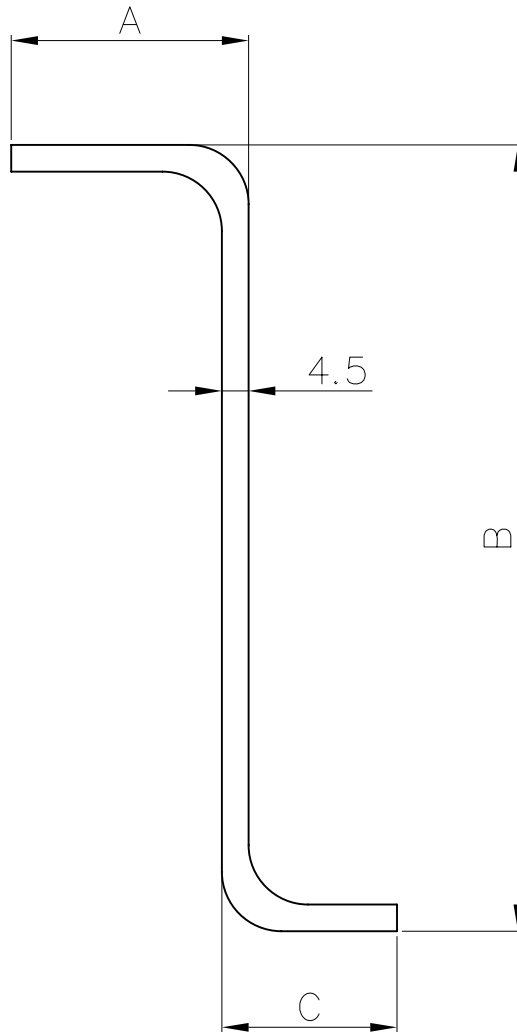




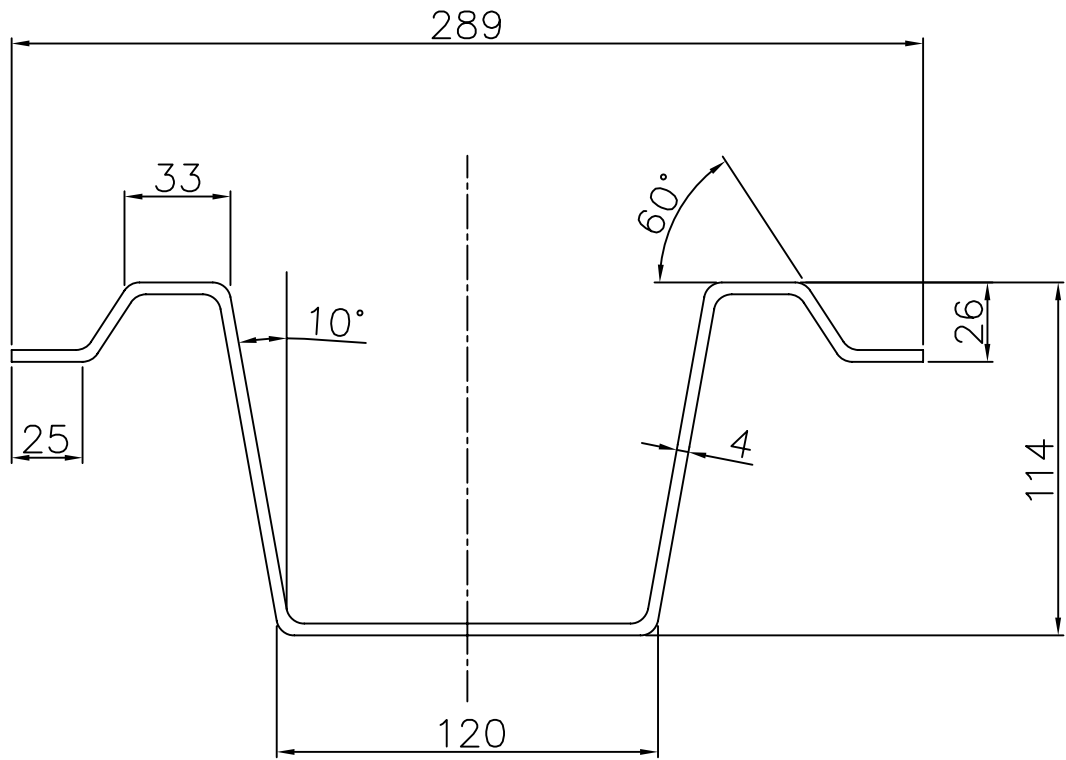
TITLE	Bottom Side Rail	WEIGHT	25.944kgs
SPEC	L=5702mm	MATERIAL	6061-T6
PART NO.	L&R-02-010	PAGE NO.	16



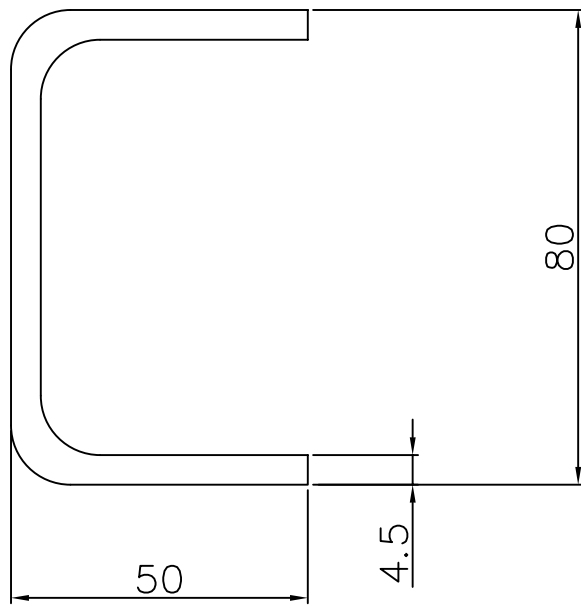
A	B	C	L	Code No.
25	128	25	3000	L&R-02-011B
25	150	25	3000	L&R-02-012
25	105	25	3000	L&R-02-013
40	150	25	3000	L&R-02-014



TITLE	Bottom Side Rail	WEIGHT	
SPEC	L=3000mm	MATERIAL	CORTEN
PART NO.	L&R-02-011B~014	PAGE NO.	17



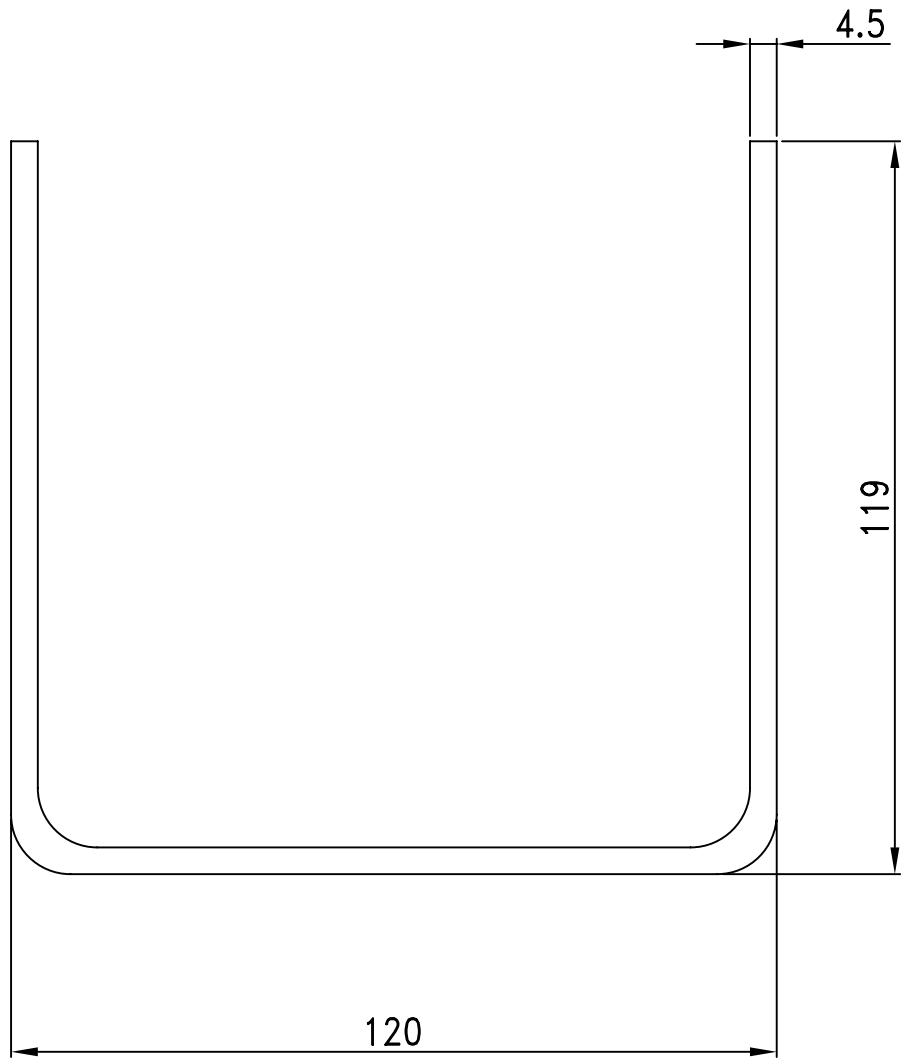
TITLE	Cross Member	WEIGHT	
SPEC	4.0X484X2345	MATERIAL	CORTEN / MGSS
PART NO.	L&R-02-015	PAGE NO.	18



L<=2345

TITLE	Cross Member	WEIGHT	13.420kgs
SPEC		MATERIAL	CORTEN
PART NO.	L&R-02-016	PAGE NO.	19



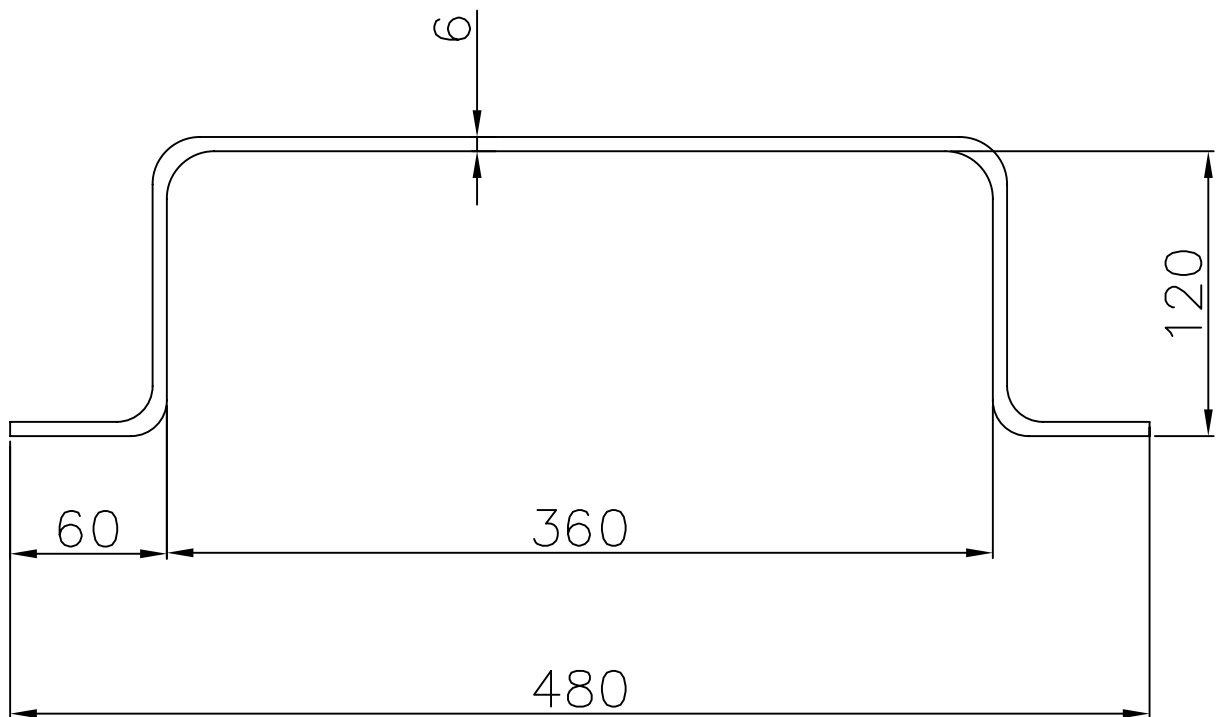


$L \leq 2345$

TITLE	Bolster Bottom	WEIGHT	28.165kgs
SPEC		MATERIAL	CORTEN
PART NO.	L&R-02-017	PAGE NO.	20



L&R

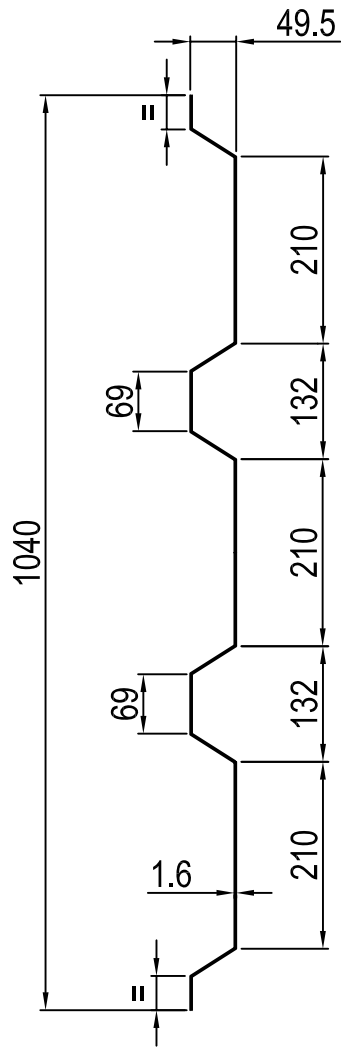


$L \leq 2353$

TITLE	Fork Pocket	MODEL	79.524kgs
SPEC		MATERIAL	CORTEN
PART NO.	L&R-02-018	PAGE NO.	21

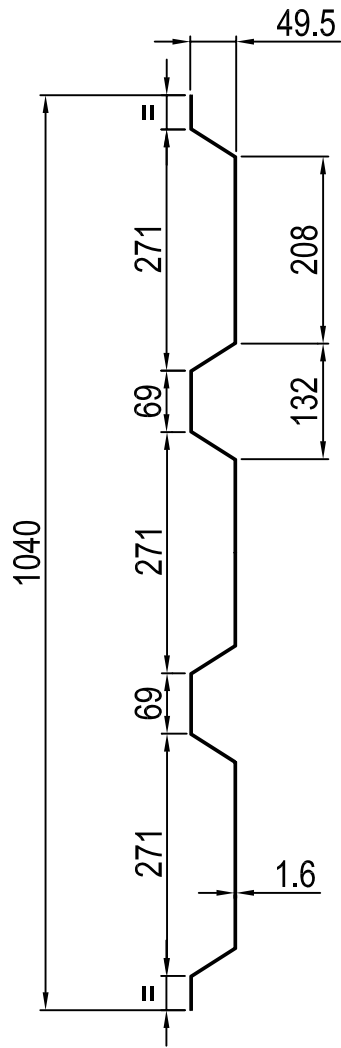


L&R



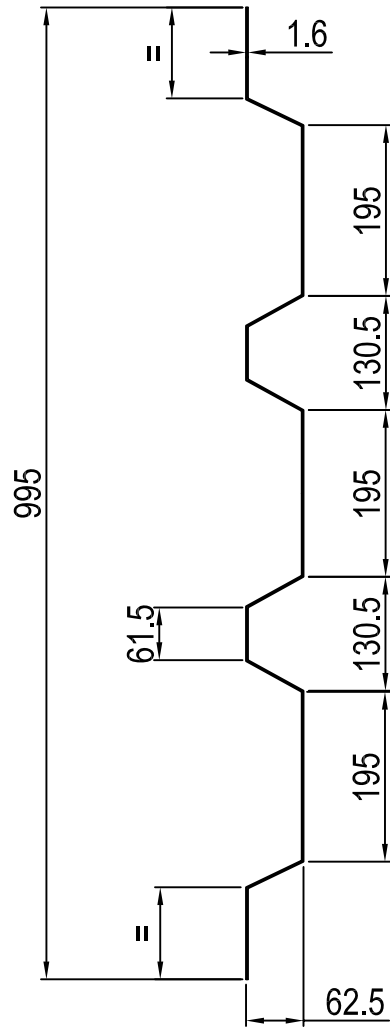
TITLE	Bottom Sheet	WEIGHT	
SPEC	1.6X1040X2345mm	MATERIAL	COTREN
PART NO.	L&R-02-019-1	PAGE NO.	22





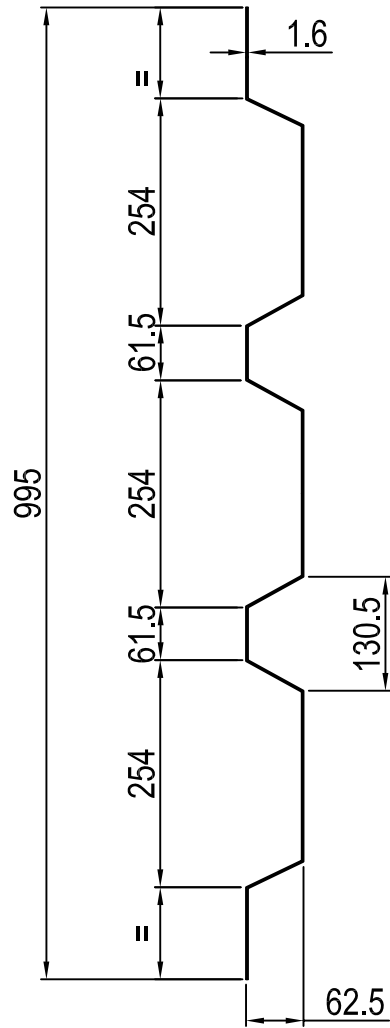
TITLE	Bottom Sheet :	WEIGHT	
SPEC	1.6X1040X2345mm	MATERIAL	CORTEN
PART NO.	L&R-02-020-1	PAGE NO.	23





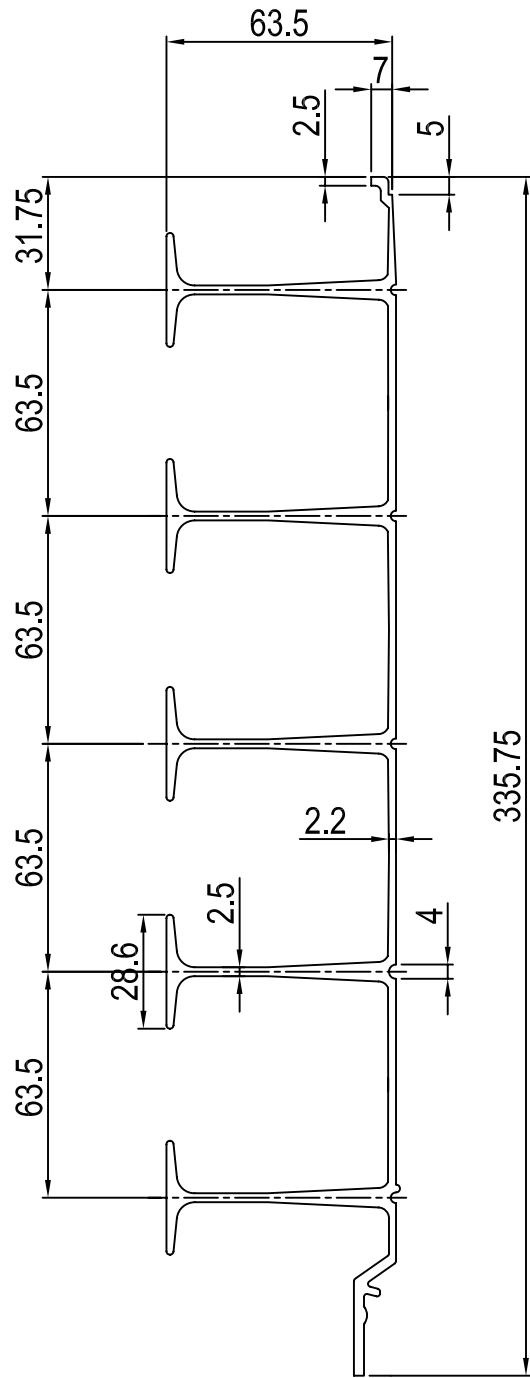
TITLE	Bottom Sheet	WEIGHT	
SPEC	1.6X995X2345mm	MATERIAL	CORTEN
PART NO.	L&R-02-021-1	PAGE NO.	24



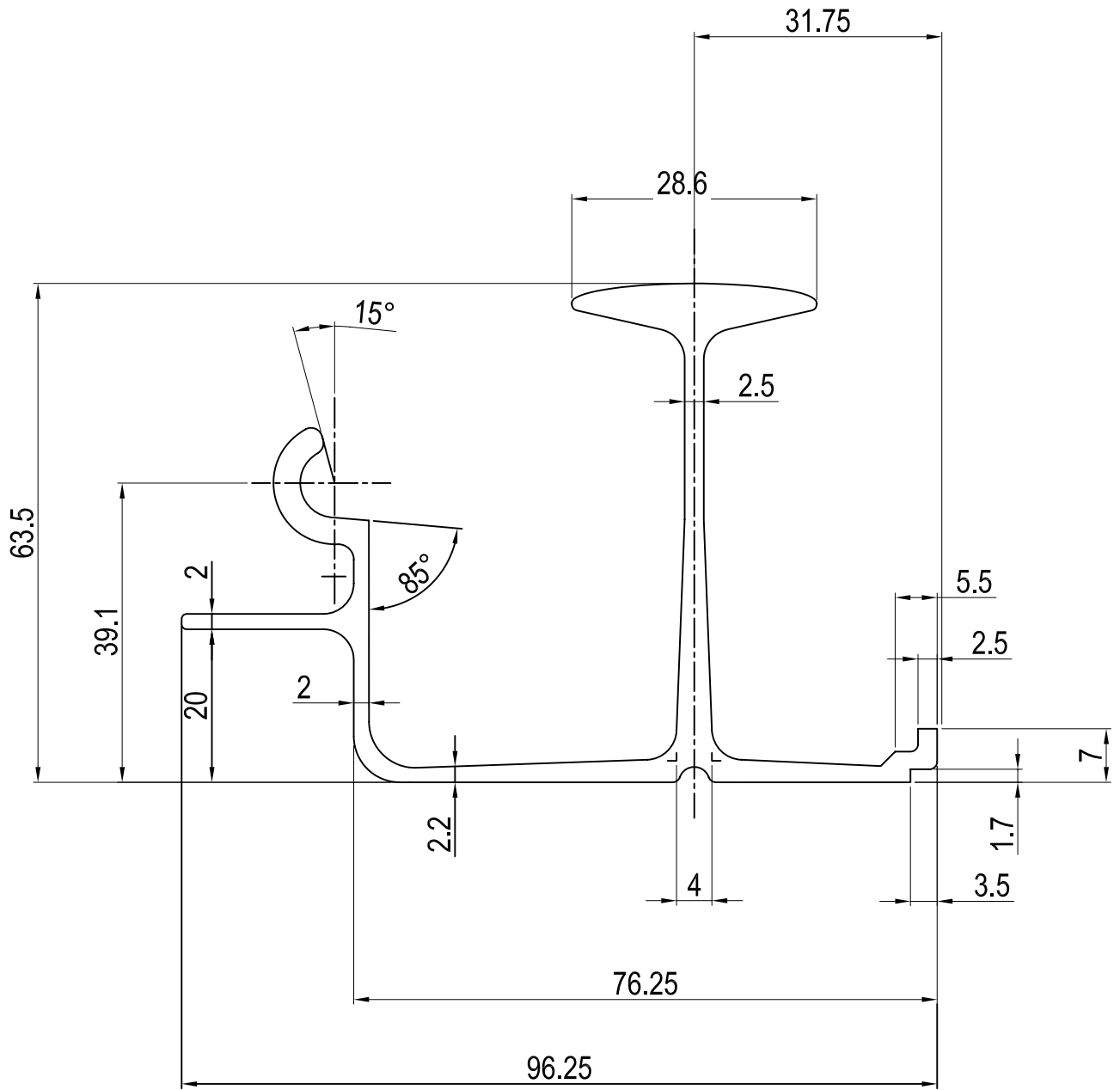


TITLE	Bottom Sheet	WEIGHT	
SPEC	1.6X995X2345mm	MATERIAL	CORTEN
PART NO.	L&R-02-022-1	PAGE NO.	25



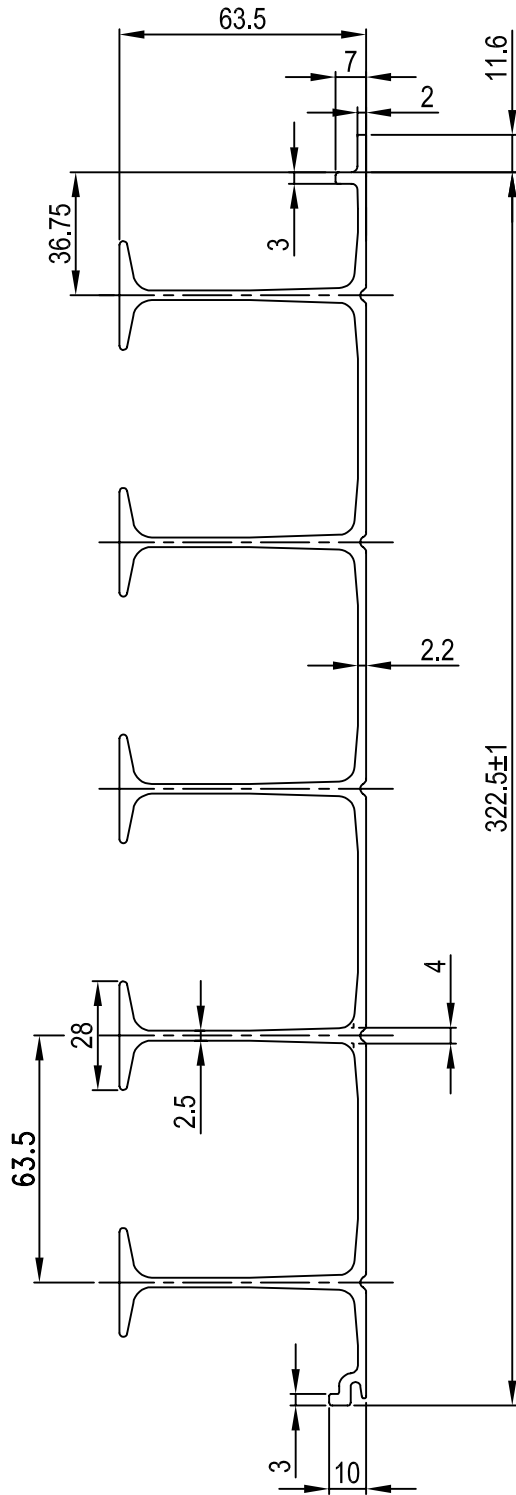


TITLE	T - Floor T	WEIGHT	6.137kg/m
SPEC	L=5700	MATERIAL	6061-T6
PART NO.	L&R-03-001	PAGE NO.	26



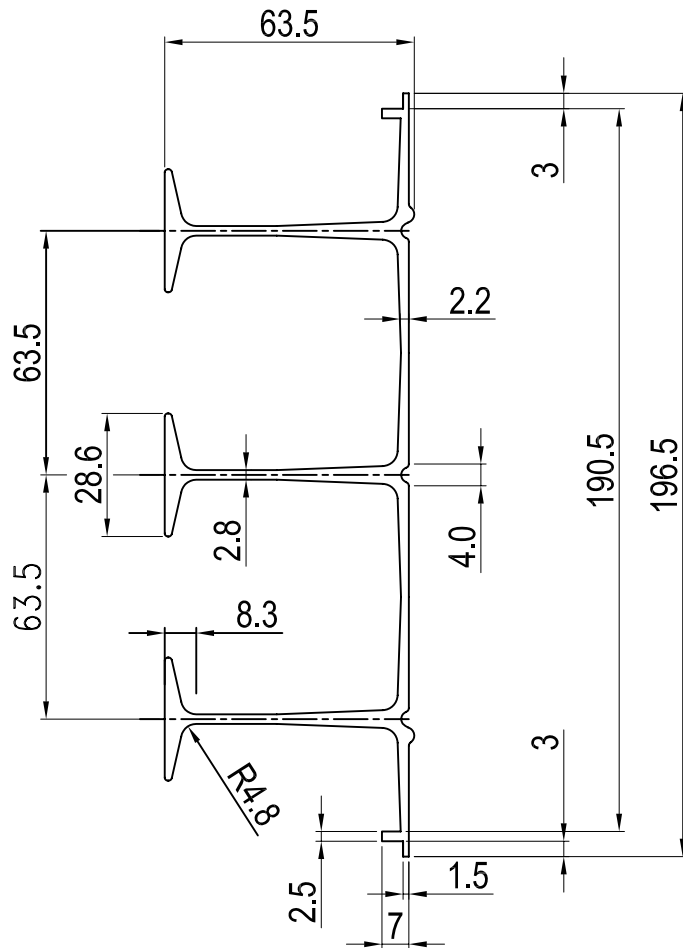
TITLE	T - floor Side T	WEIGHT	1.651kg/m
SPEC	L=5700	MATERIAL	6061-T6
PART NO.	L&R-03-002	PAGE NO.	27





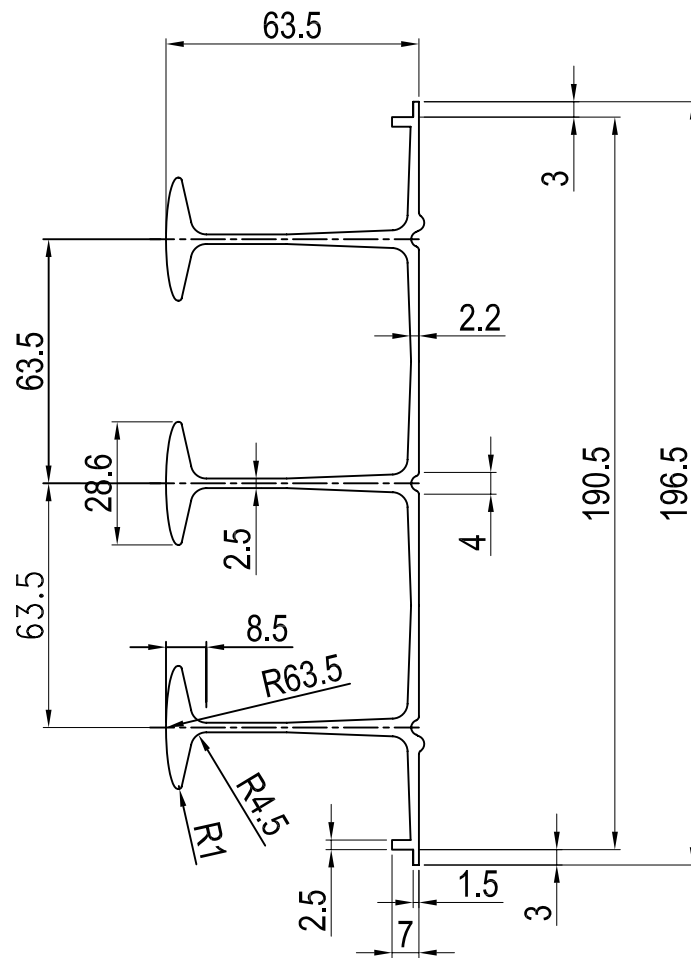
TITLE	T - Floor T.	WEIGHT	5.772kg/m
SPEC	L=5700	MATERIAL	6061-T6
PART NO.	L&R-03-003	PAGE NO.	28



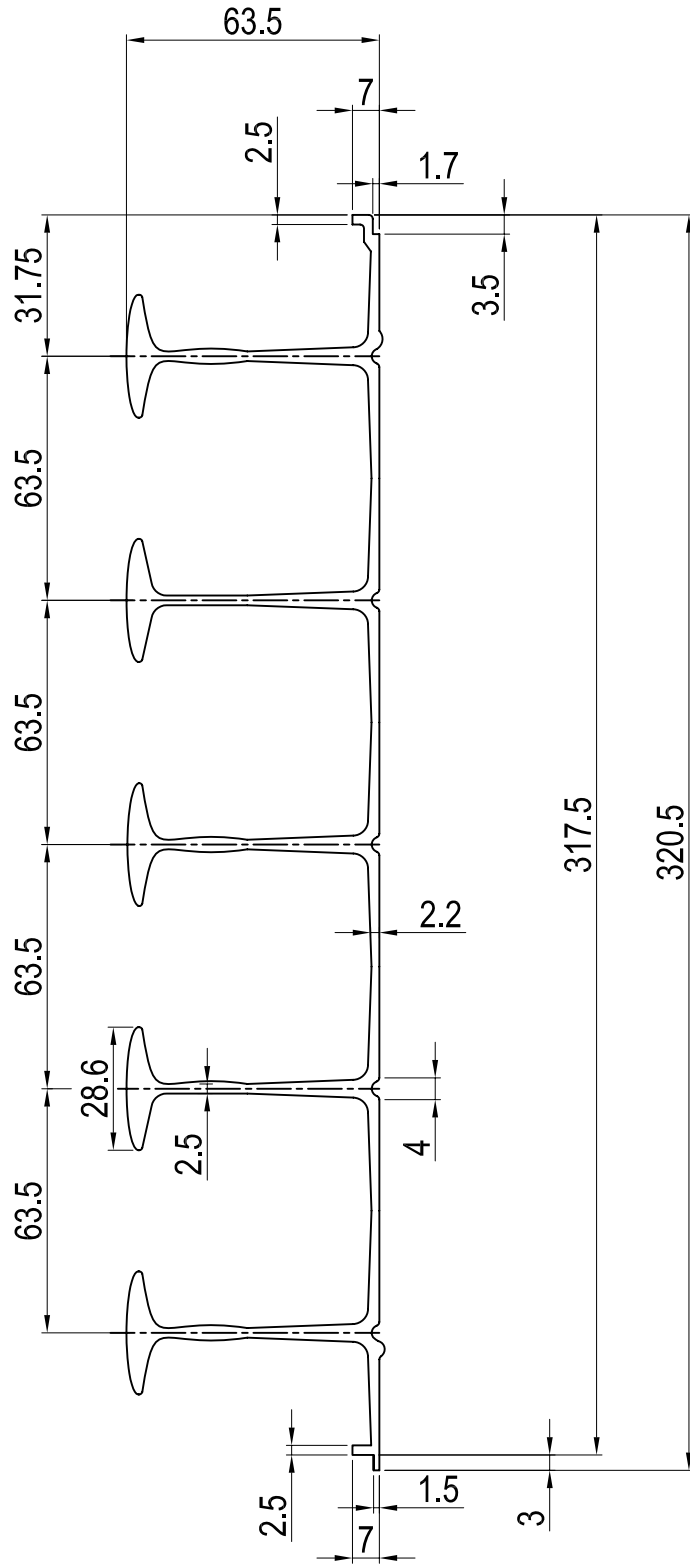


TITLE	T - Floor Middle T	WEIGHT	3.551kg/m
SPEC	L=5700	MATERIAL	6061-T6
PART NO.	L&R-03-004	PAGE NO.	29



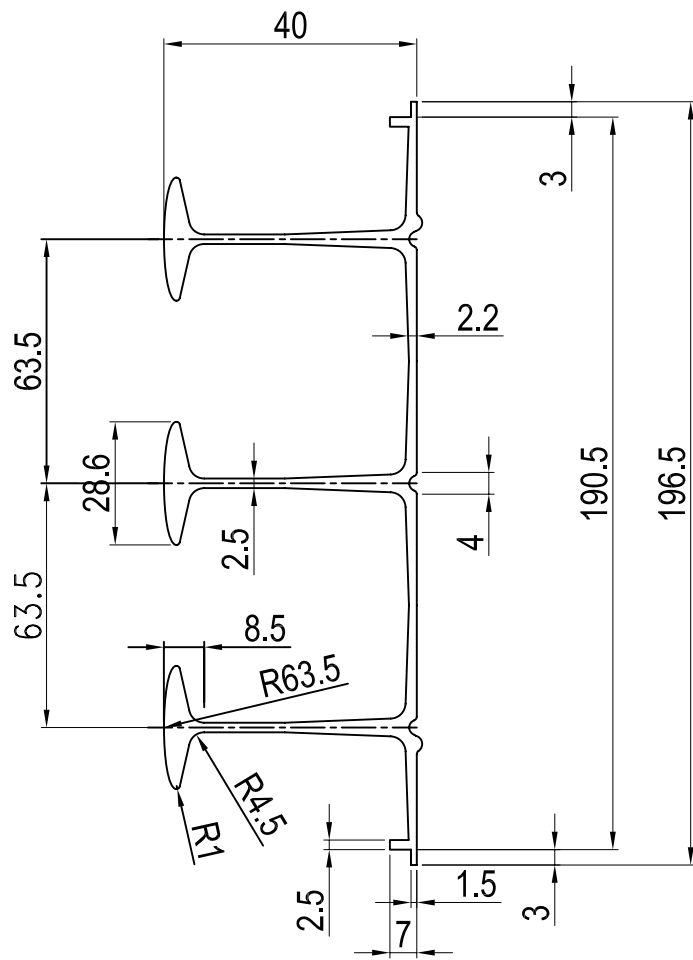


TITLE	T -floor Middle T	WEIGHT	3.645kg/m
SPEC	L=5700	MATERIAL	6061-T6
PART NO.	L&R-03-005	PAGE NO.	30

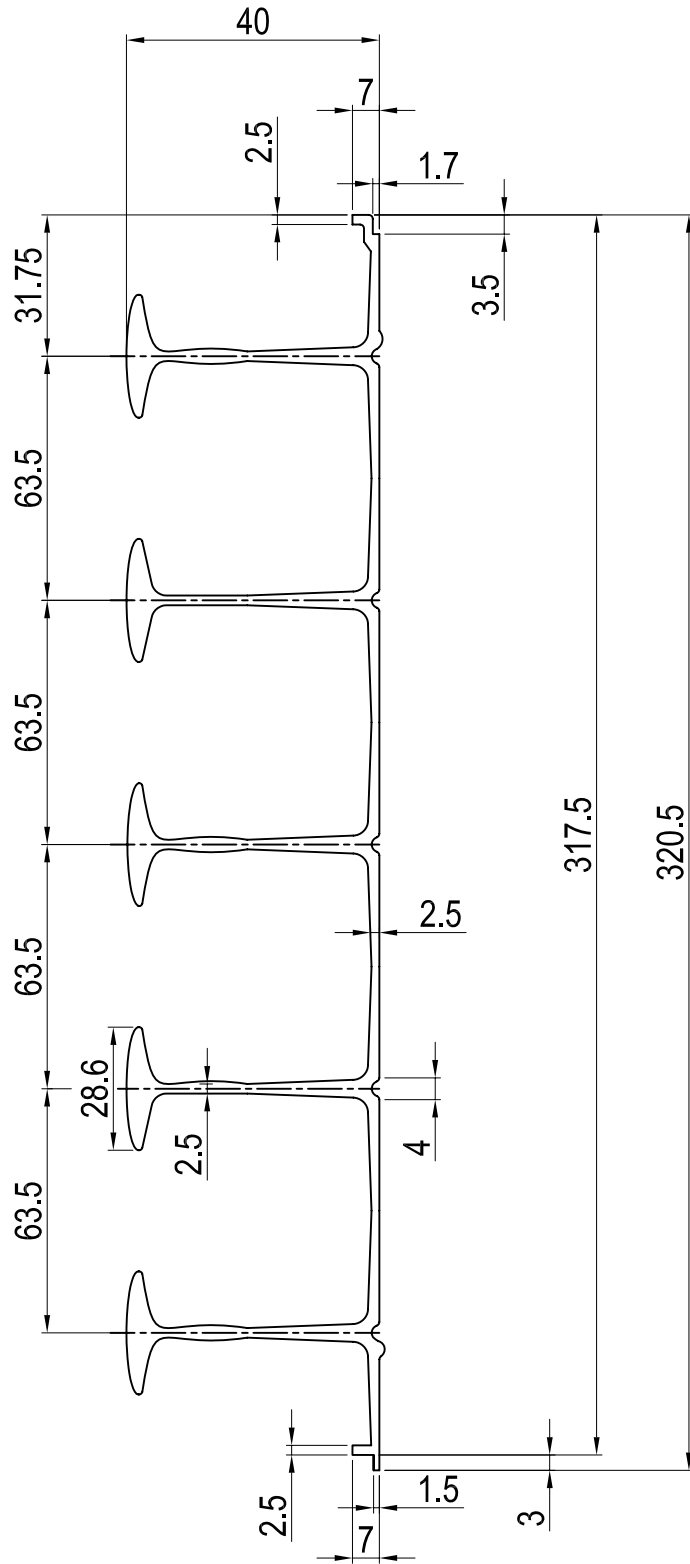


TITLE	T - Floor T	WEIGHT	6.002kg/m
SPEC	L=5700	MATERIAL	6061-T6
PART NO.	L&R-03-006	PAGE NO.	31



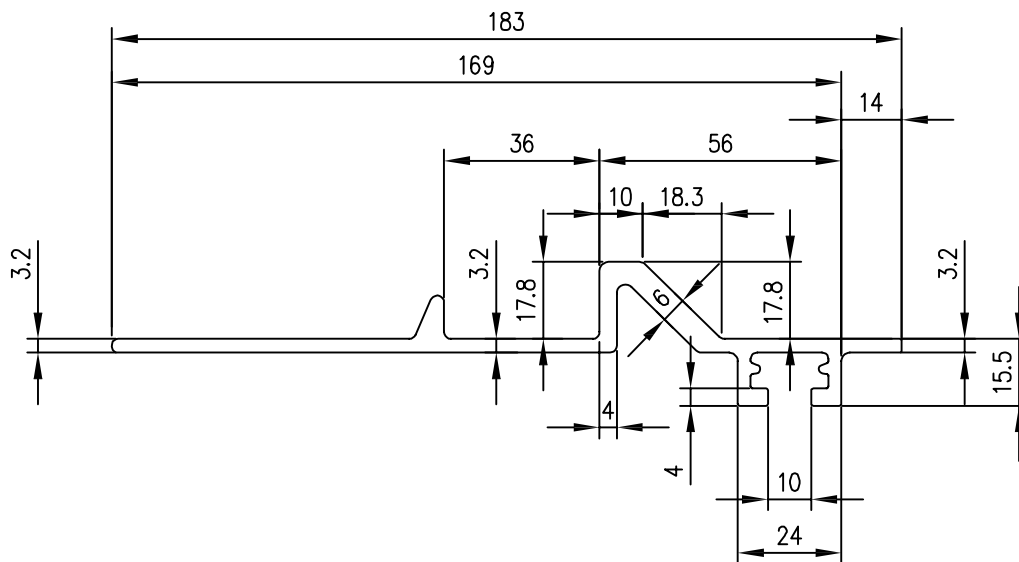


TITLE	T -floor Middle T	WEIGHT	1.651kg/m
SPEC	L=5700	MATERIAL	6061-T6
PART NO.	L&R-03-007	PAGE NO.	32



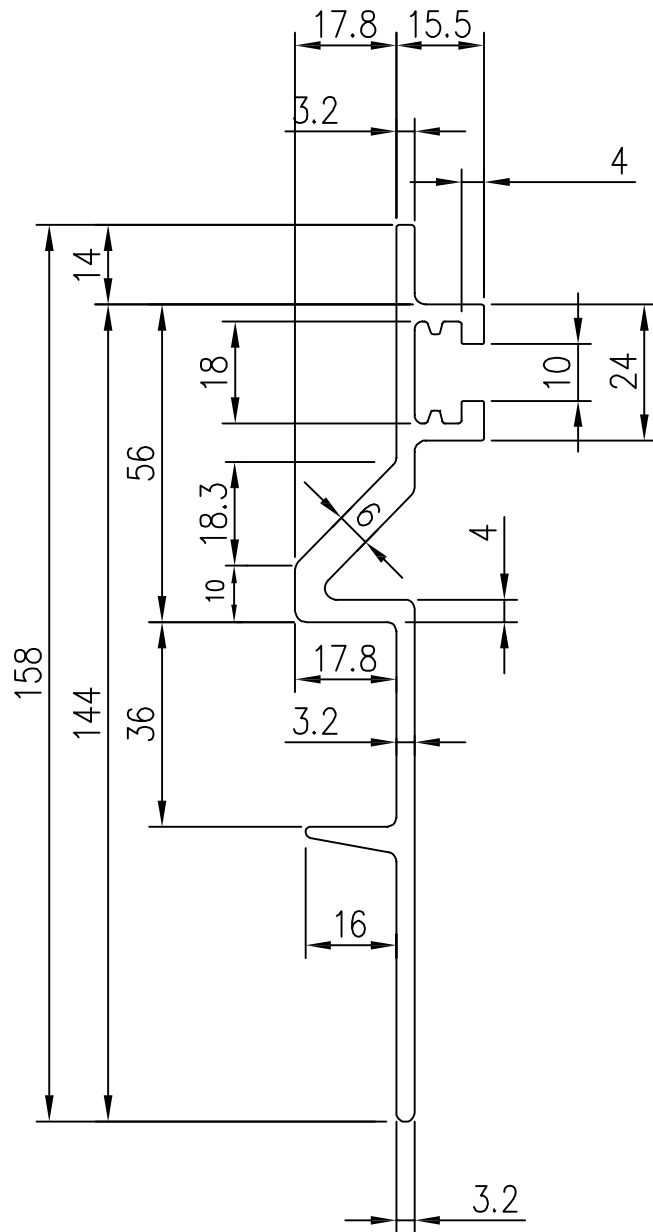
TITLE	T - Floor T	WEIGHT	4.590kg/m
SPEC	L=5700	MATERIAL	6061-T6
PART NO.	L&R-03-008	PAGE NO.	33





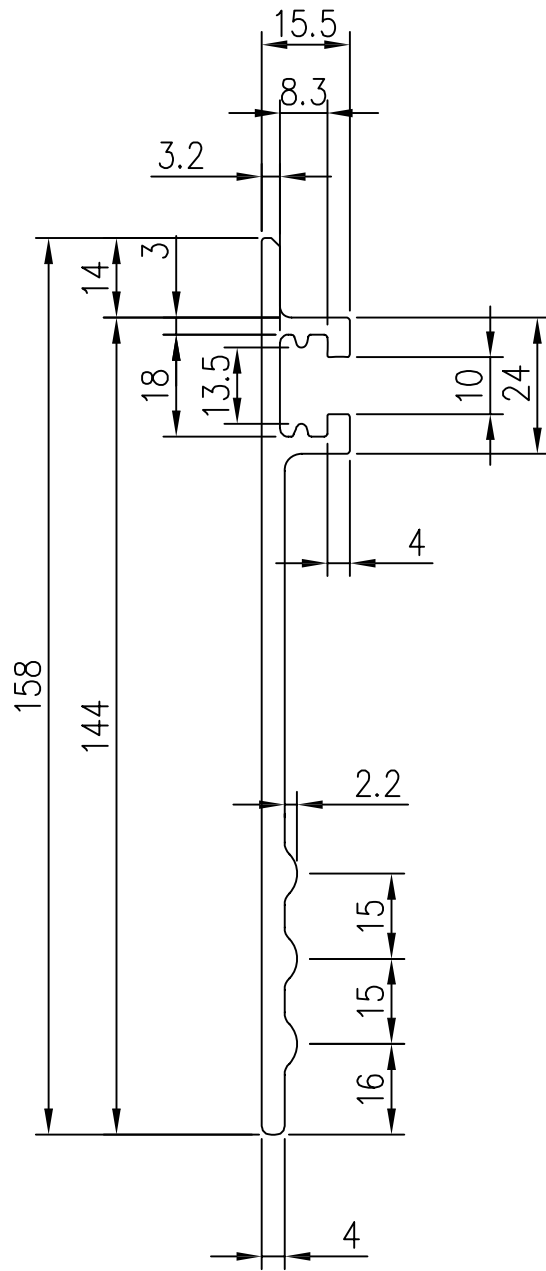
TITLE	Sill Gutter	WEIGHT	5.7kgs
SPEC	L=2305 mm	MATERIAL	6061-T6
PART NO.	L&R-03-009	PAGE NO.	34





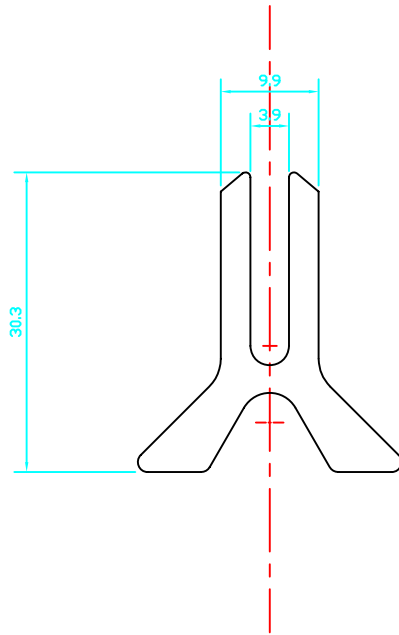
TITLE	Door sill gutter	WEIGHT	5.3kgs
SPEC	L=2305 mm	MATERIAL	6061-T6
PART NO.	L&R-03-012	PAGE NO.	35



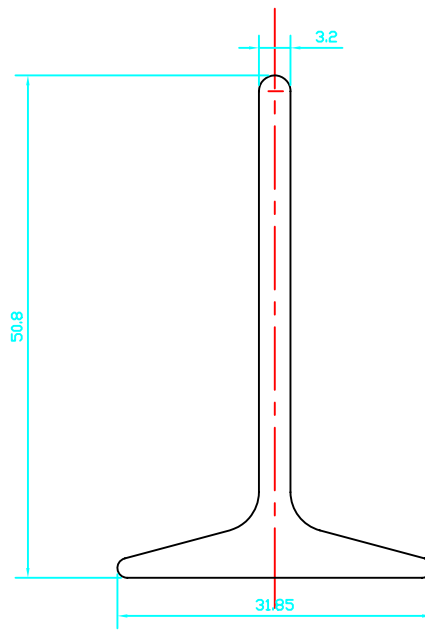


TITLE	Door sill gutter	WEIGHT	4.7kgs
SPEC	L=2305 mm	MATERIAL	6061-T6
PART NO.	L&R-03-013	PAGE NO.	36





AIR FLOW B
L&R-03-014

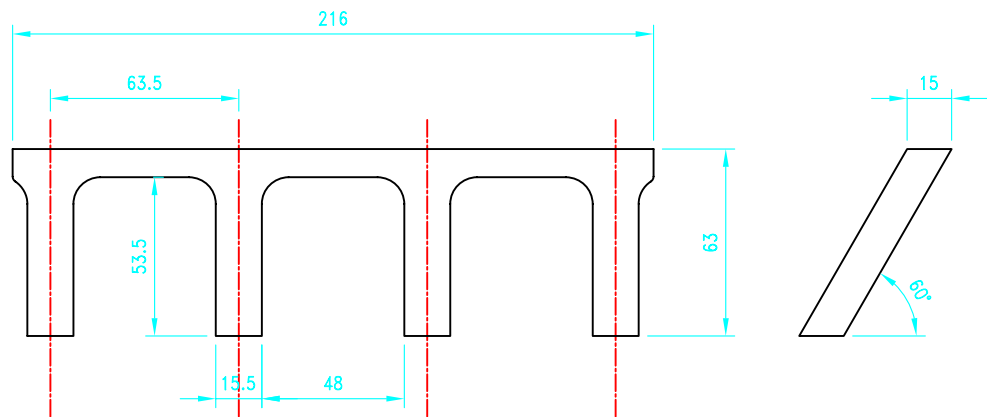


AIR FLOW T
L&R-03-015

TITLE	AIR FLOW T & B "T"	WEIGHT	0.83kg/m; 0.95kg/m
SPEC	L=3600mm	MATERIAL	6061-T6
PART NO.	L&R-03-014/015	PAGE NO.	37



L&R

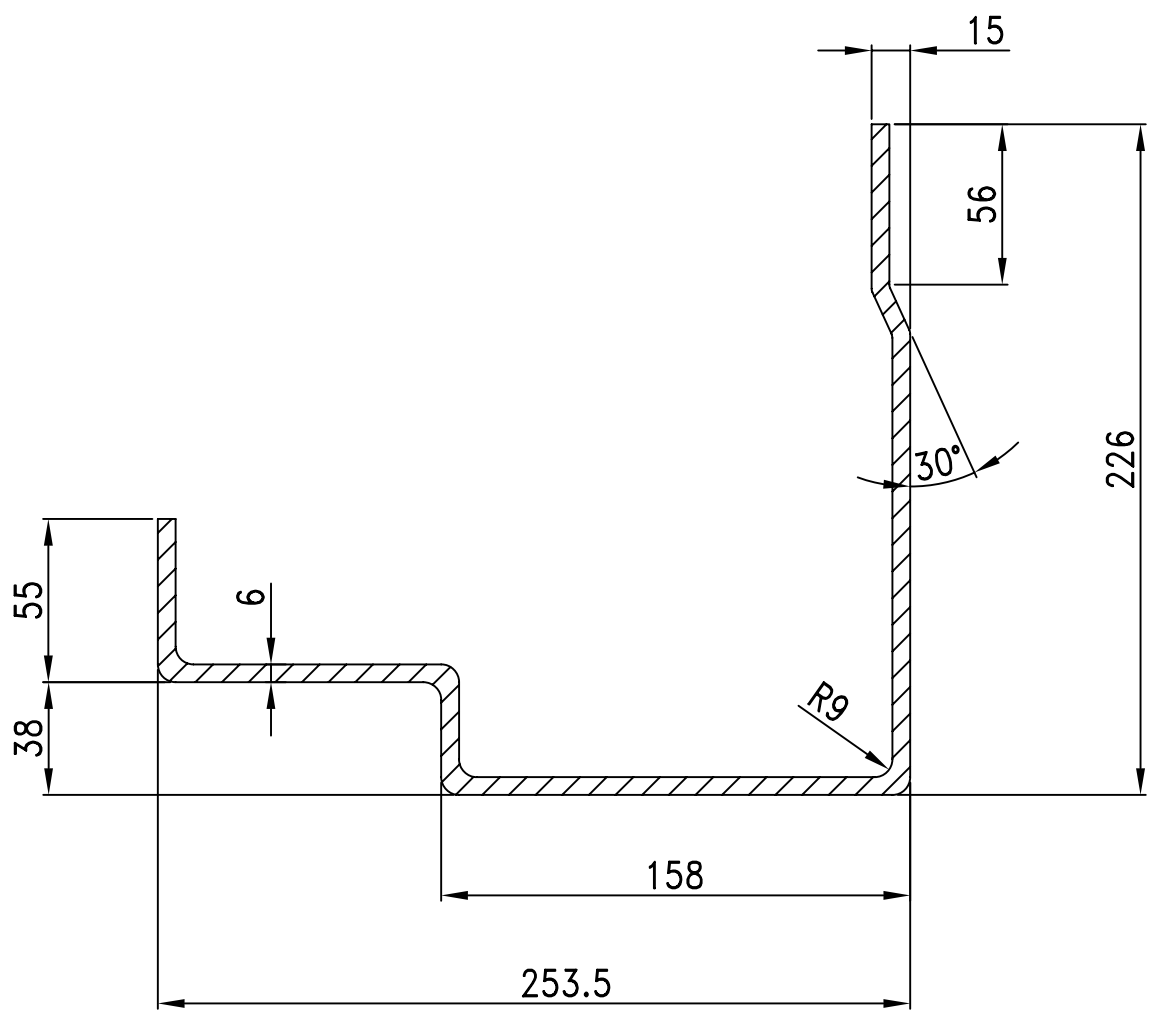


TITLE	Alu Connection Frame	WEIGHT	
SPEC		MATERIAL	ALU
PART NO.	PA-088-04	UNIT	mm
		PAGE NO.	38



L&R

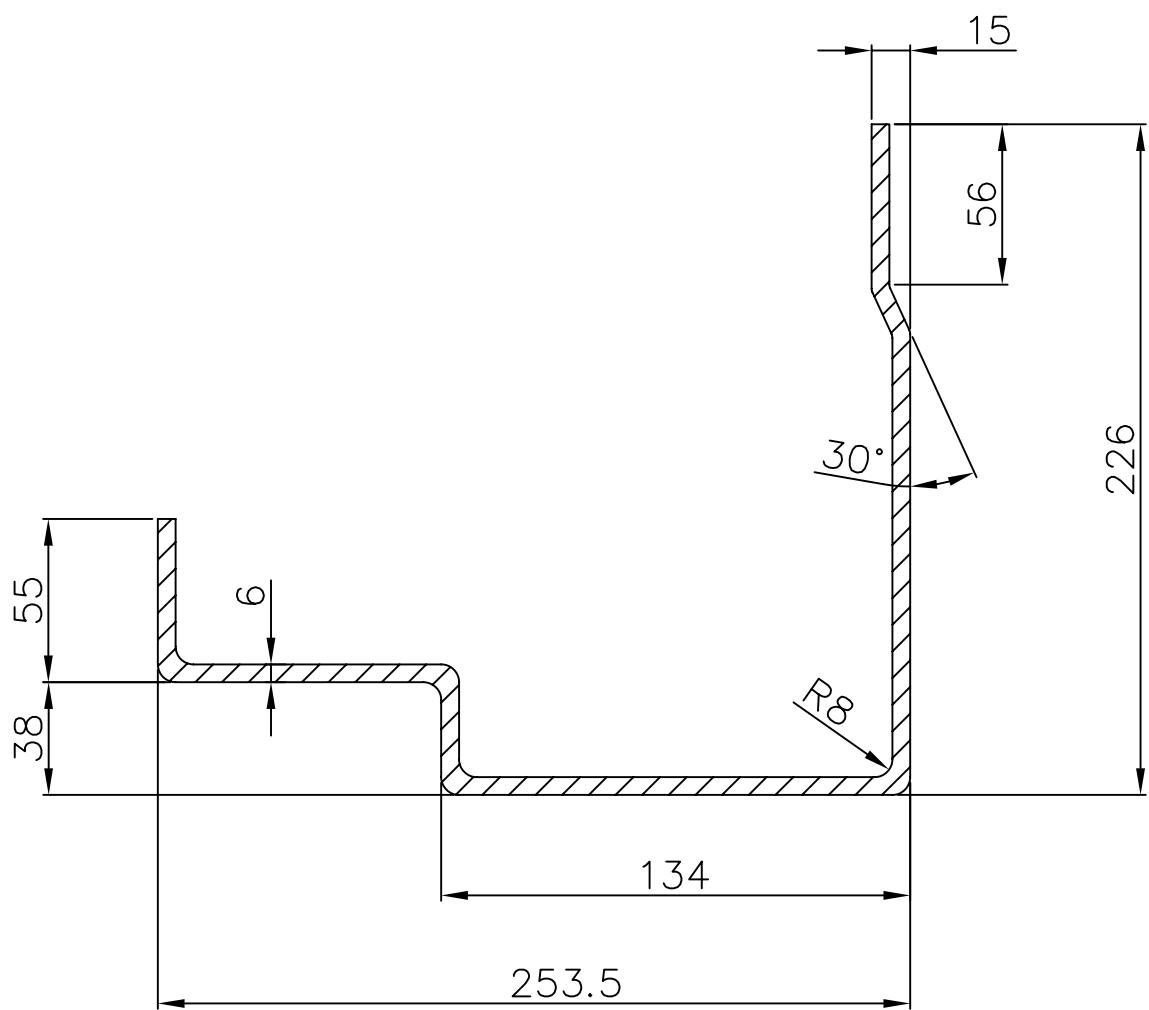
Type	Param.	Spec.
1	L	2660
2	L	2355



TITLE	Front Corner Post	WEIGHT	
SPEC		MATERIAL	CORTEN
PART NO.	L&R-04-001	PAGE NO.	39



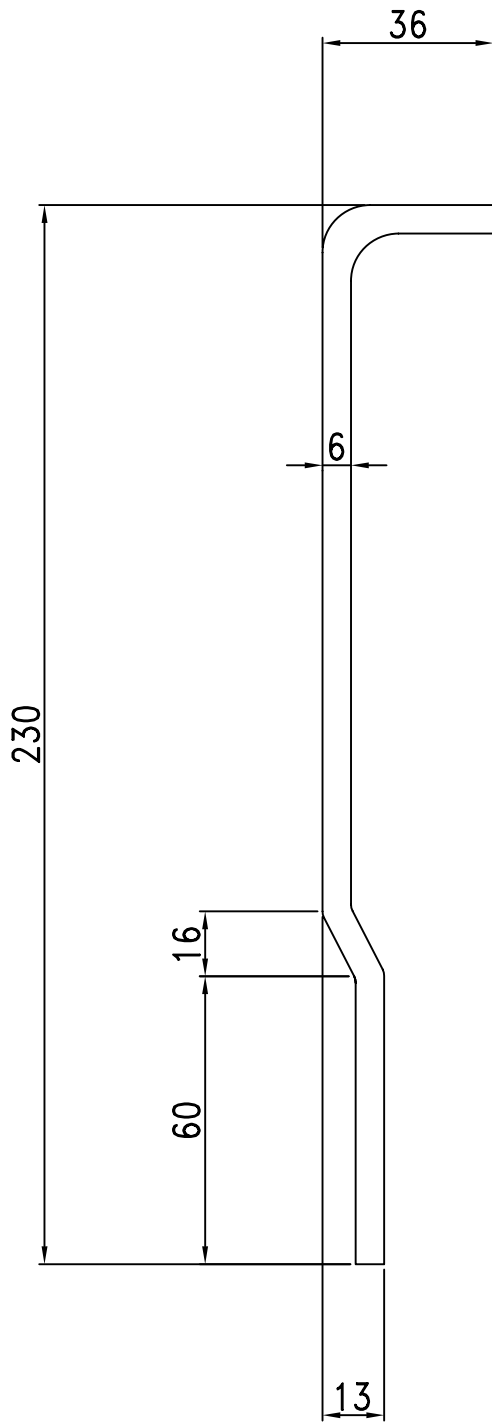
Type	Param.	Spec.
1	L	2660
2	L	2355



TITLE	Front Corner Post	WEIGHT	
SPEC		MATERIAL	CORTEN
PART NO.	L&R-04-002	PAGE NO.	40



Type	Param.	Spec
1	L	2660
2	L	2355

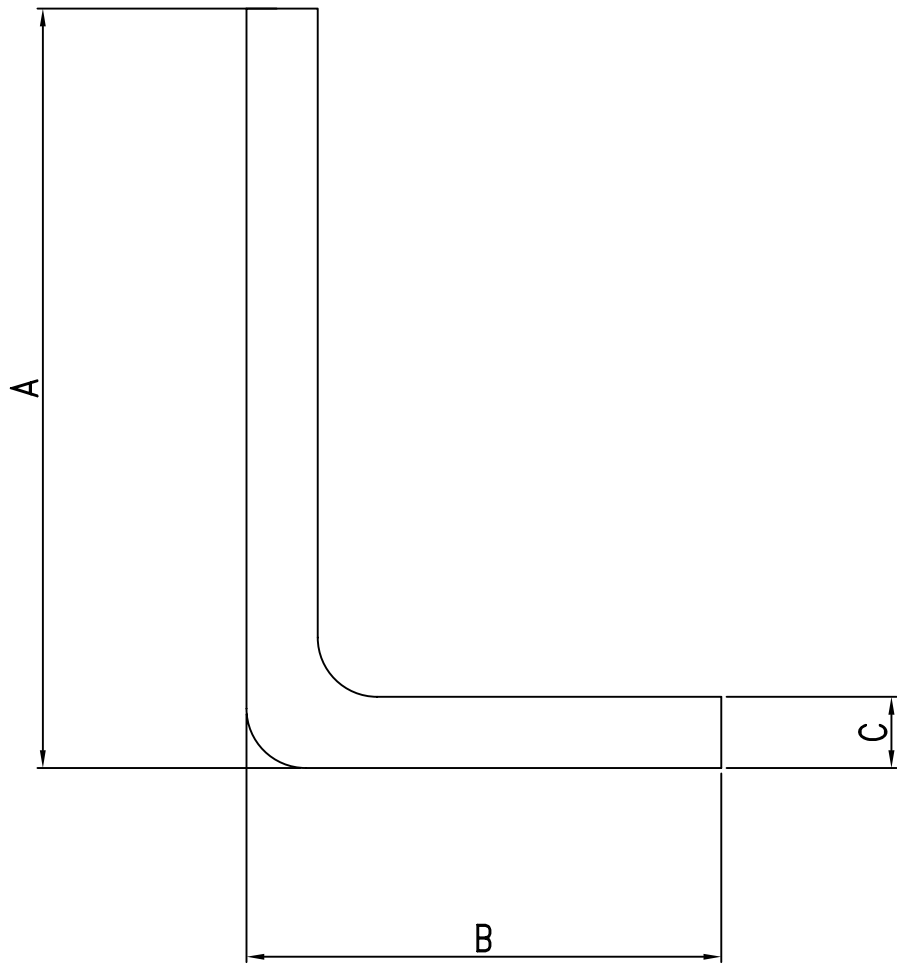


TITLE	Rear Post Outer	WEIGHT	
SPEC		MATERIAL	CORTEN
PART NO.	L&R-05-001	PAGE NO.	41



L&R

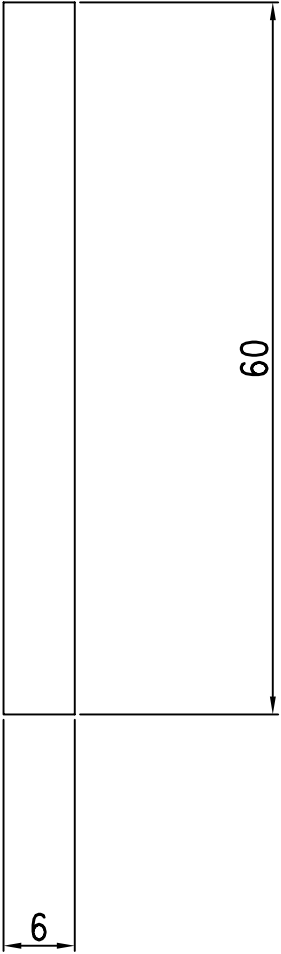
A	B	C	Type	Spec.	PART NO.
64	40	6	1	2660	L&R-05-002-1
64	40	6	2	2355	L&R-05-002-2
116	35	8	1	2660	L&R-05-003-1
116	35	8	2	2355	L&R-05-003-2



TITLE	Rear Post Inner	WEIGHT	
SPEC		MATERIAL	CORTEN
PART NO.	L&R-05-002/003	PAGE NO.	42



Type	Param.	Spec
1	L	2660
2	L	2355

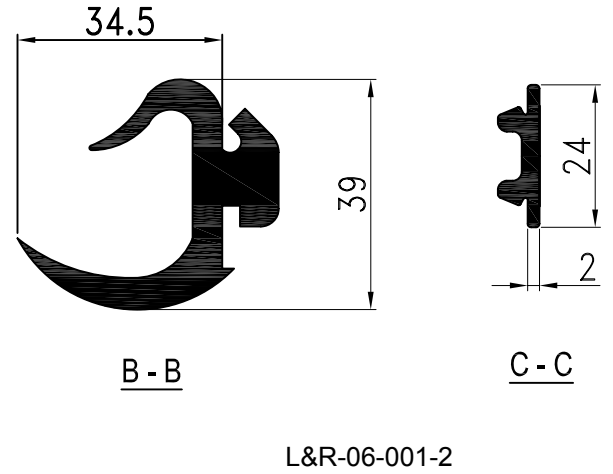
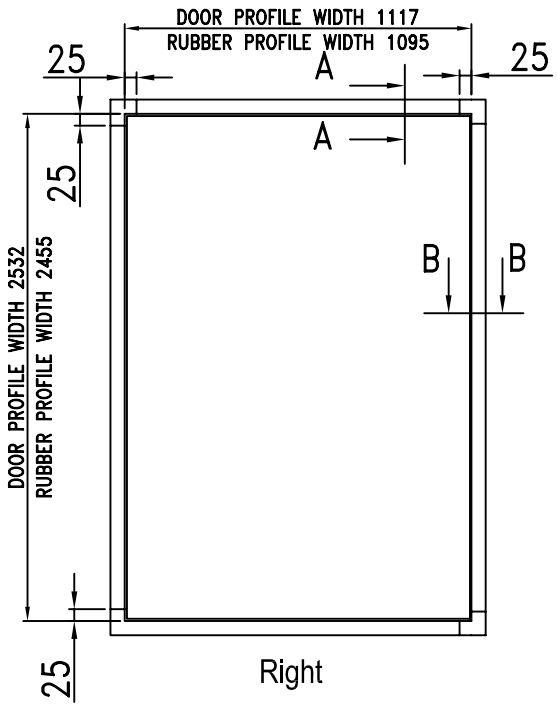
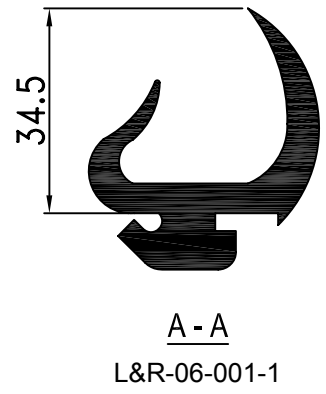
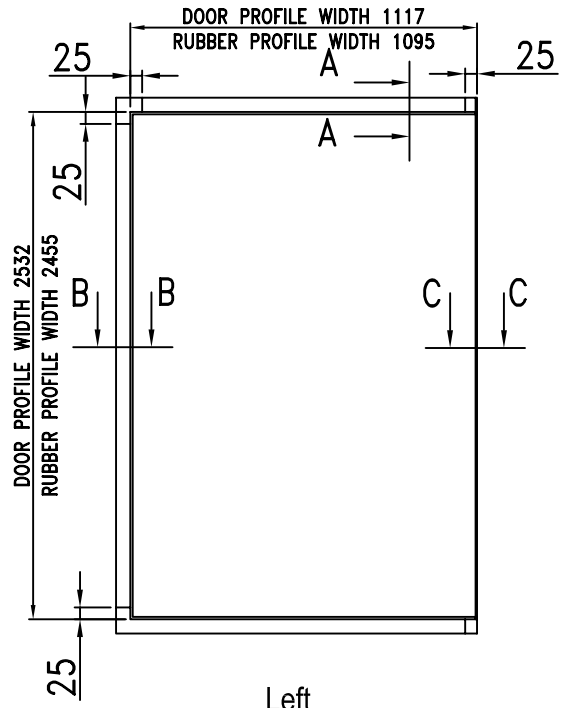


TITLE	Rear Post Inner	WEIGHT	7.5kg/pc
SPEC		MATERIAL	CORTEN
PART NO.	L&R-05-004	PAGE NO.	43



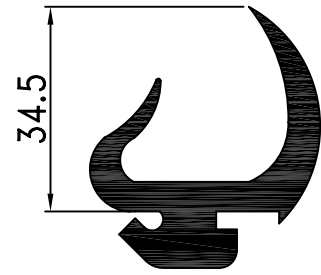
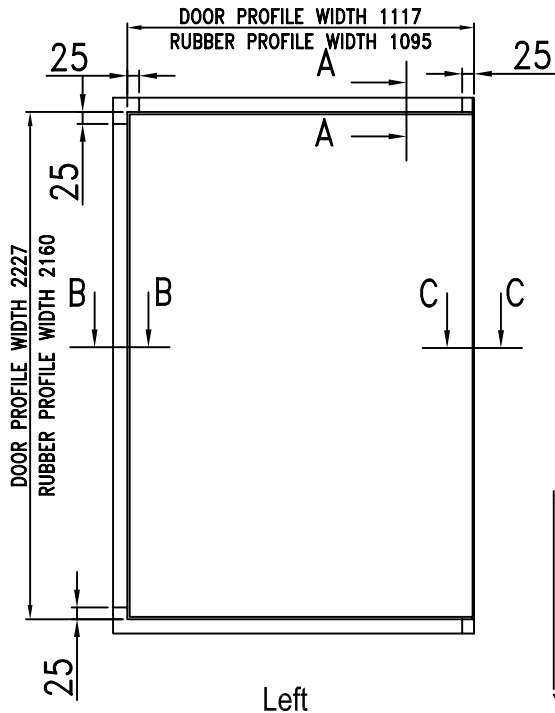
L&R

PART NO.	Specification
L&R-06-001	set
L&R-06-001-1	2500mm/pc
L&R-06-001-2	2500mm/pc

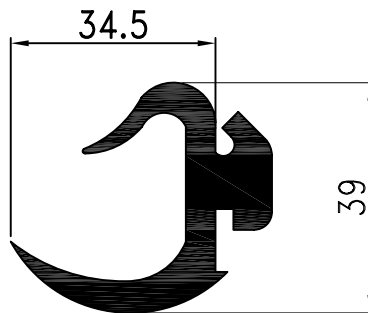


TITLE	Door Sealing Outer	WEIGHT	
SPEC		MATERIAL	E.P.D.M
PART NO.	L&R-06-001	PAGE NO.	44

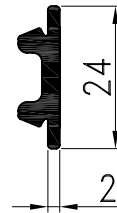




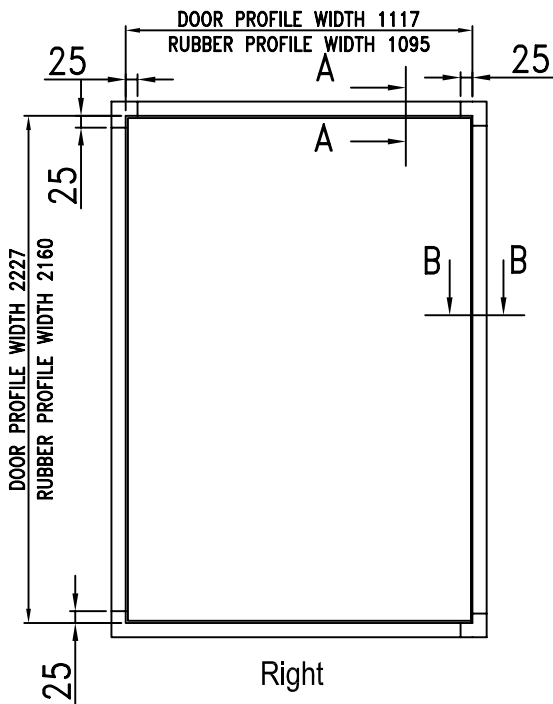
A - A



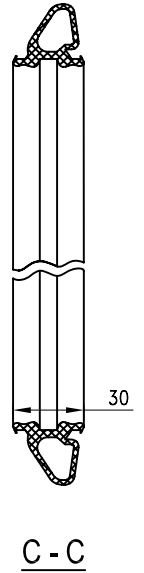
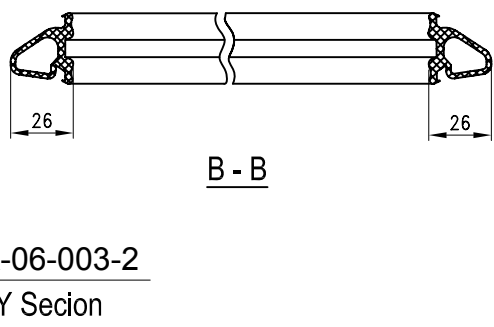
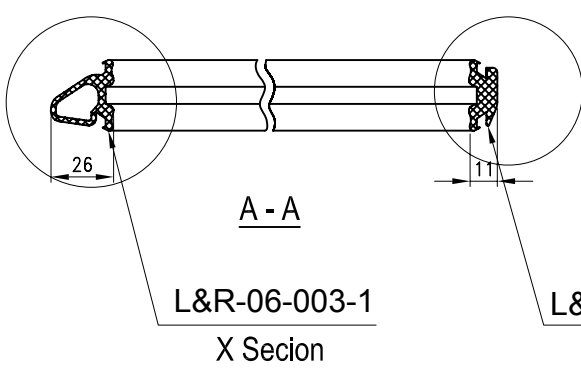

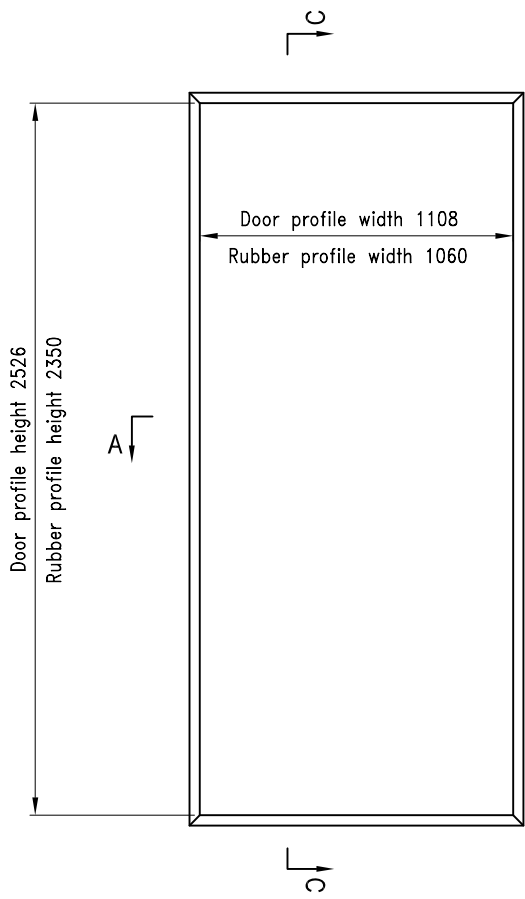
B - B



C - C



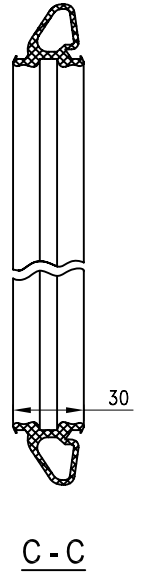
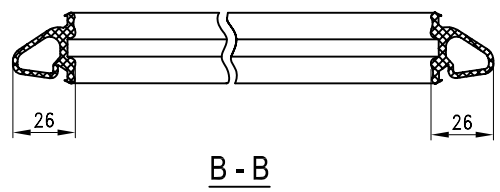
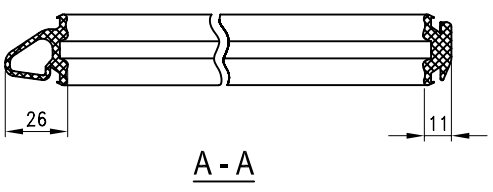

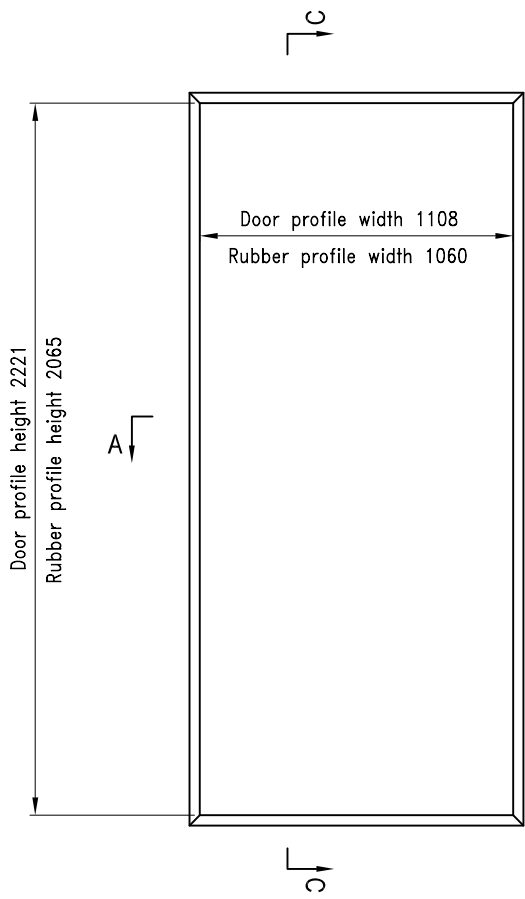
TITLE	Door Sealing Outer	WEIGHT	
SPEC		MATERIAL	E.P.D.M
PART NO.	L&R-06-002	PAGE NO.	45



CIMC-06-003-1	X Secion, L=2500mm
CIMC-06-003-2	Y Secion, L=2500mm

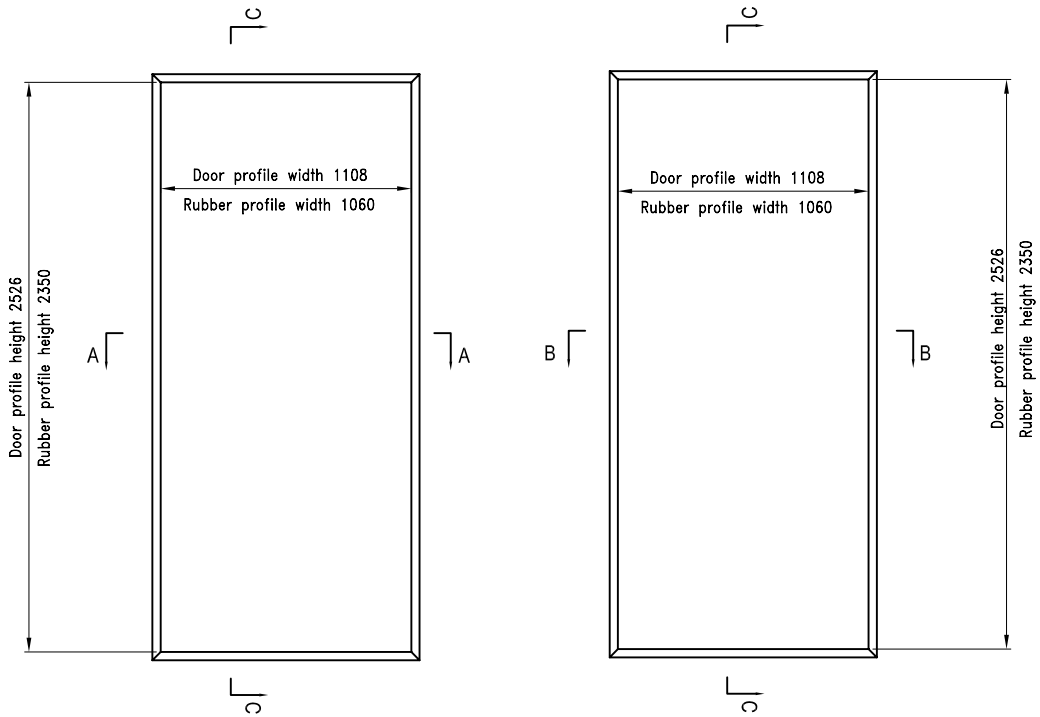
TITLE	Door Sealing Inside	WEIGHT	
SPEC	SET	MATERAL	E.P.D.M
PART NO.	L&R-06-003	PAGE NO.	46



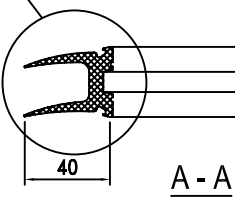


TITLE	Door Sealing Inside	WEIGHT	
SPEC	SET	MATERIAL	E.P.D.M
PART NO.	L&R-06-004	PAGE NO.	47

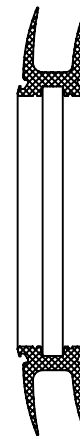
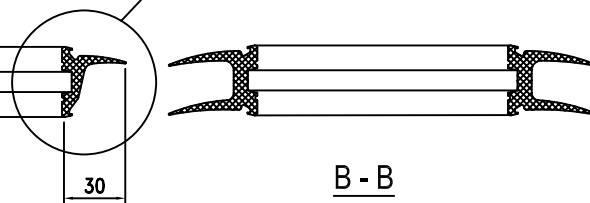




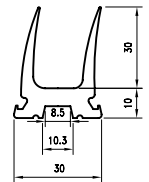
X Section



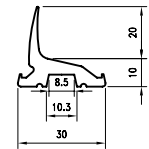
Y Section



C-C



DETAIL X

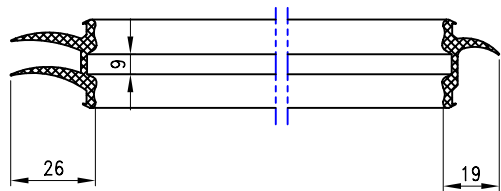

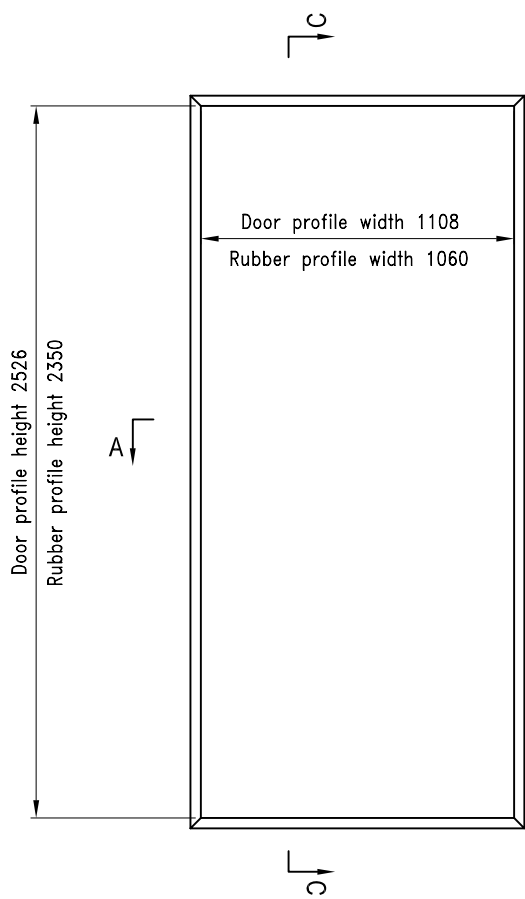


DETAIL Y

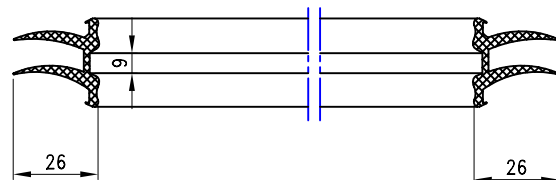
CIMC-06-005-1	X Section, L=2500mm
CIMC-06-005-2	Y Section, L=2500mm

TITLE	Door Sealing Inside	WEIGHT	
SPEC	SET	MATERIAL	E.P.D.M
PART NO.	L&R-06-005	PAGE NO.	48

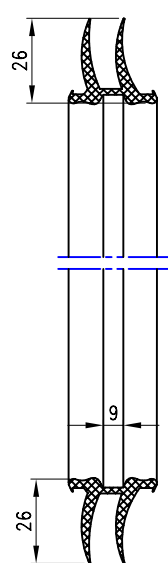




A - A



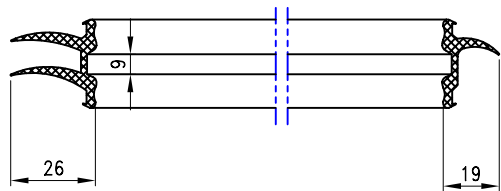

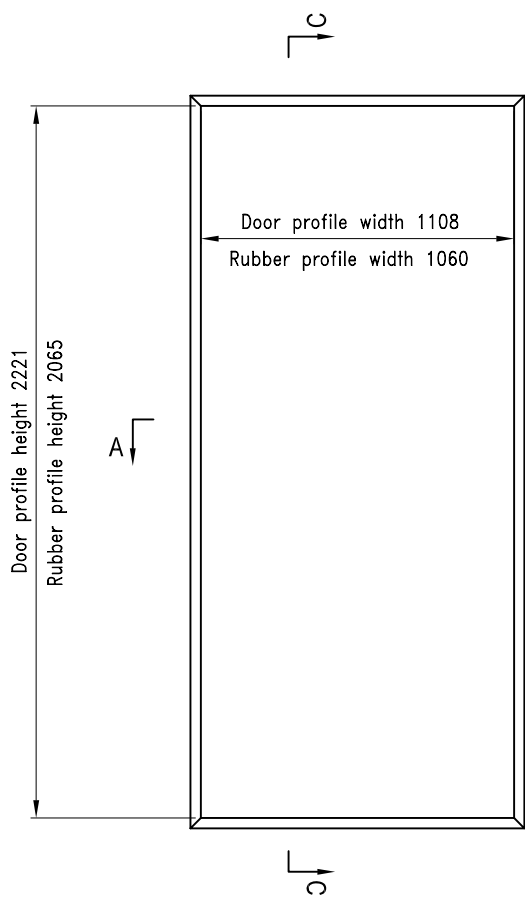
B - B



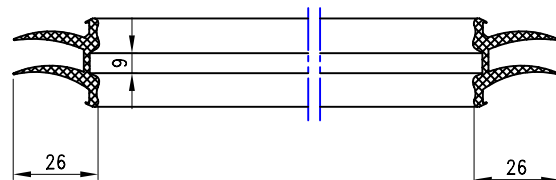
C - C

TITLE	Door Sealing Inside	WEIGHT	
SPEC		MATERIAL	E.P.D.M
PART NO.	L&R-06-006	PAGE NO.	49

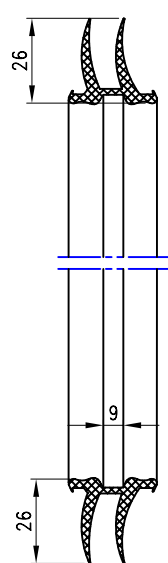




A - A



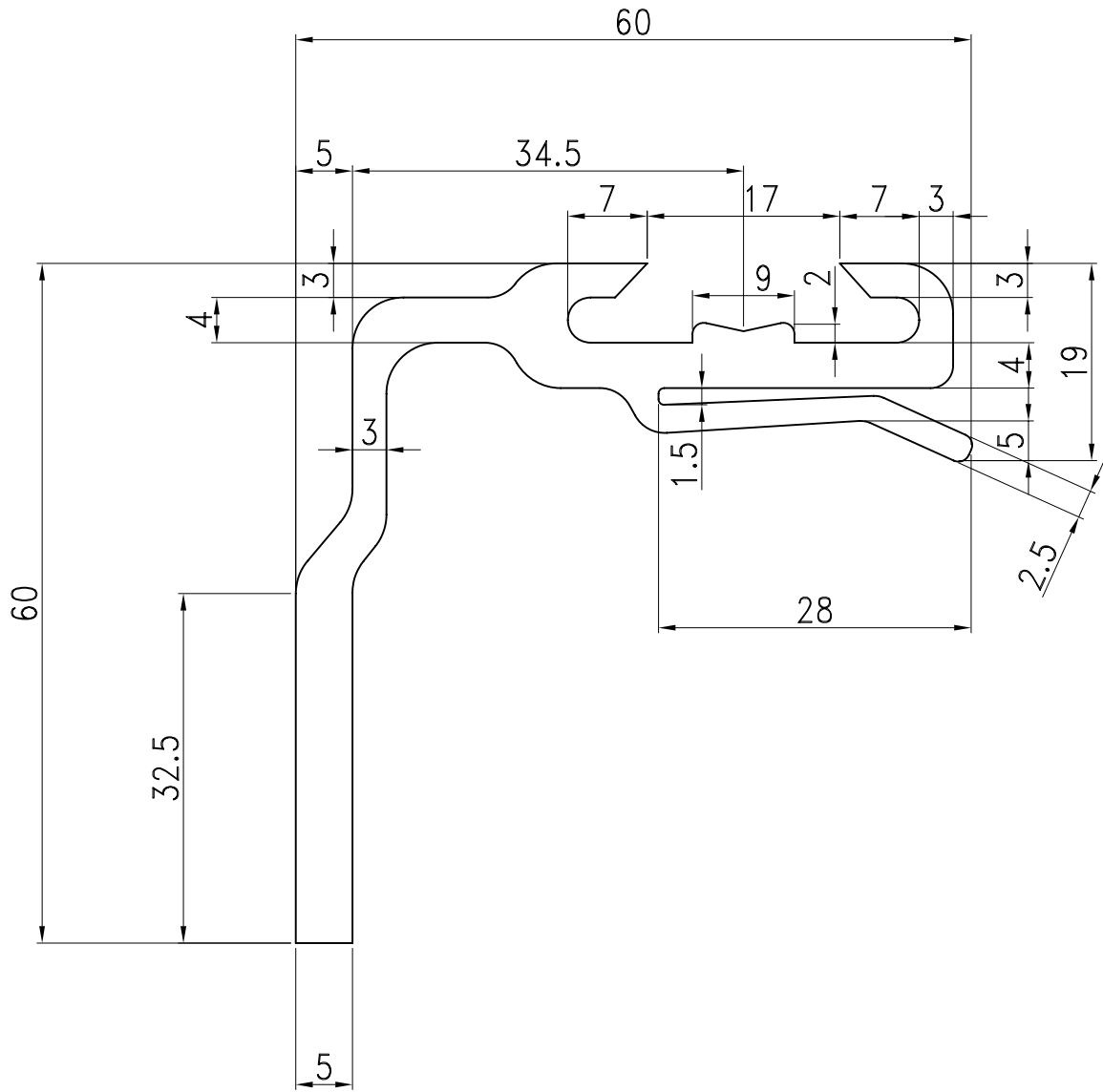
B - B



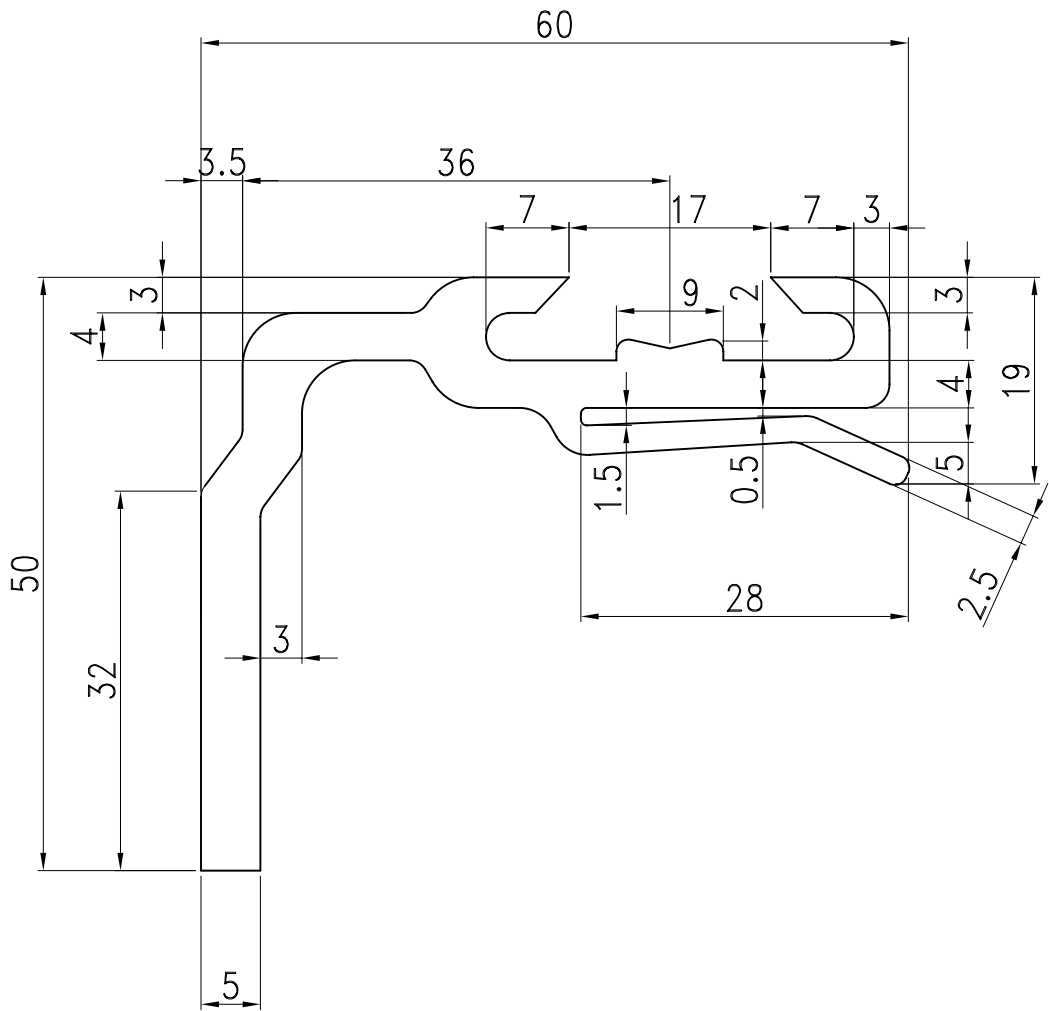
C - C

TITLE	Door Sealing Inside	WEIGHT	
SPEC	SET	MATERIAL	E.P.D.M
PART NO.	L&R-06-007	PAGE NO.	50



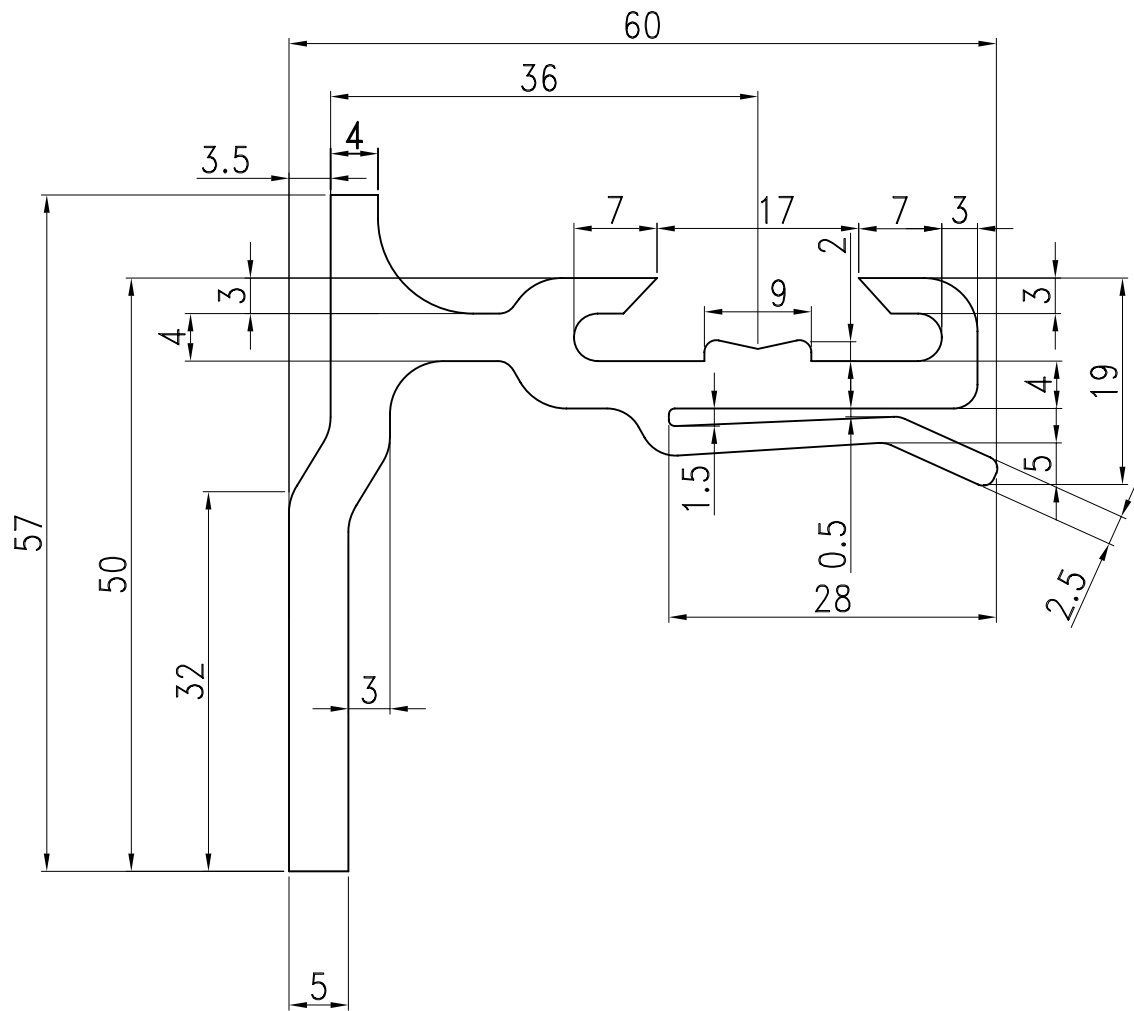


TITLE	Door frame profile	WEIGHT	
SPEC	L=2519	MATERIAL	PVC
PART NO.	L&R-06-008	PAGE NO.	51



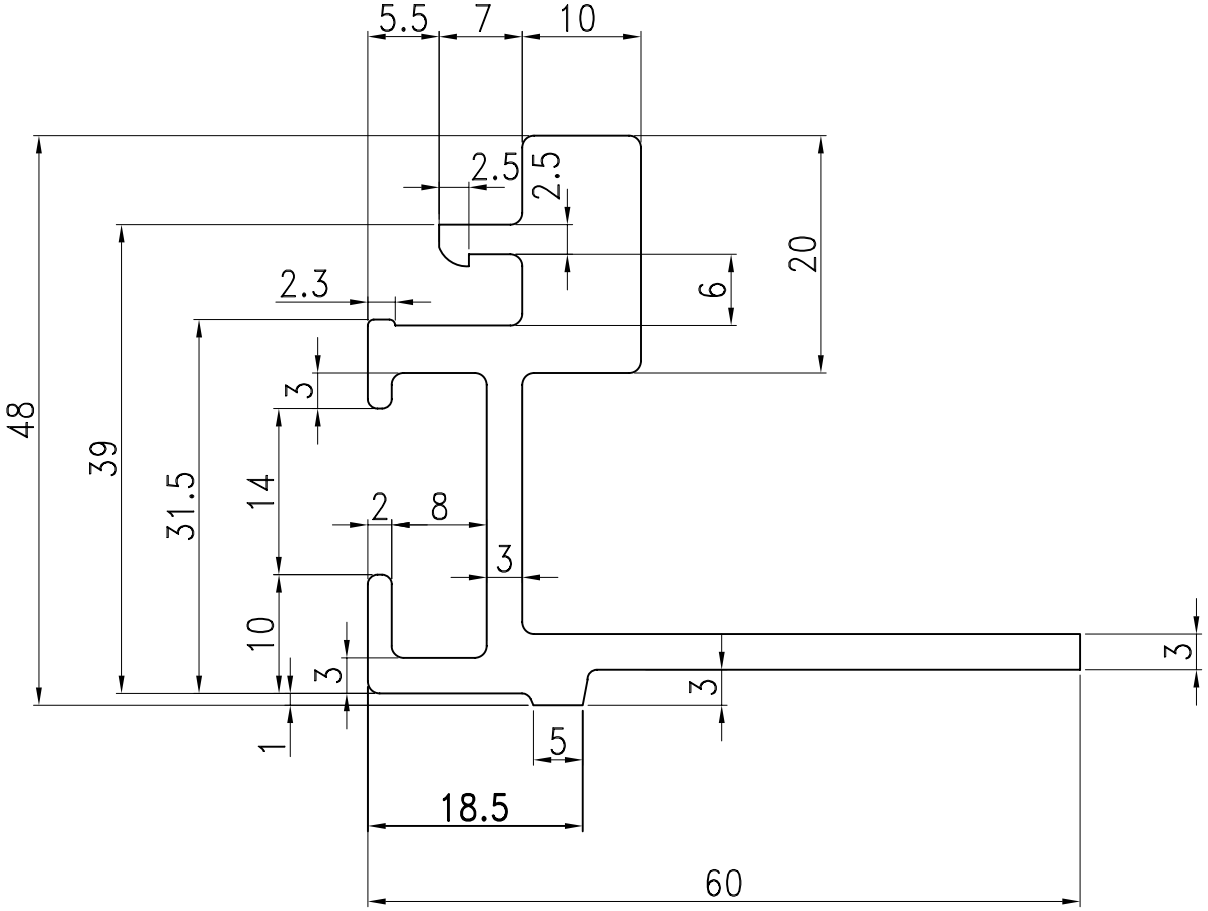
TITLE	Door frame profile	WEIGHT	
SPEC	L=2519	MATERIAL	PVC
PART NO.	L&R-06-009	PAGE NO.	52





TITLE	Door frame profile	WEIGHT	
SPEC	L=2540	MATERIAL	PVC
PART NO.	L&R-06-010	PAGE NO.	53

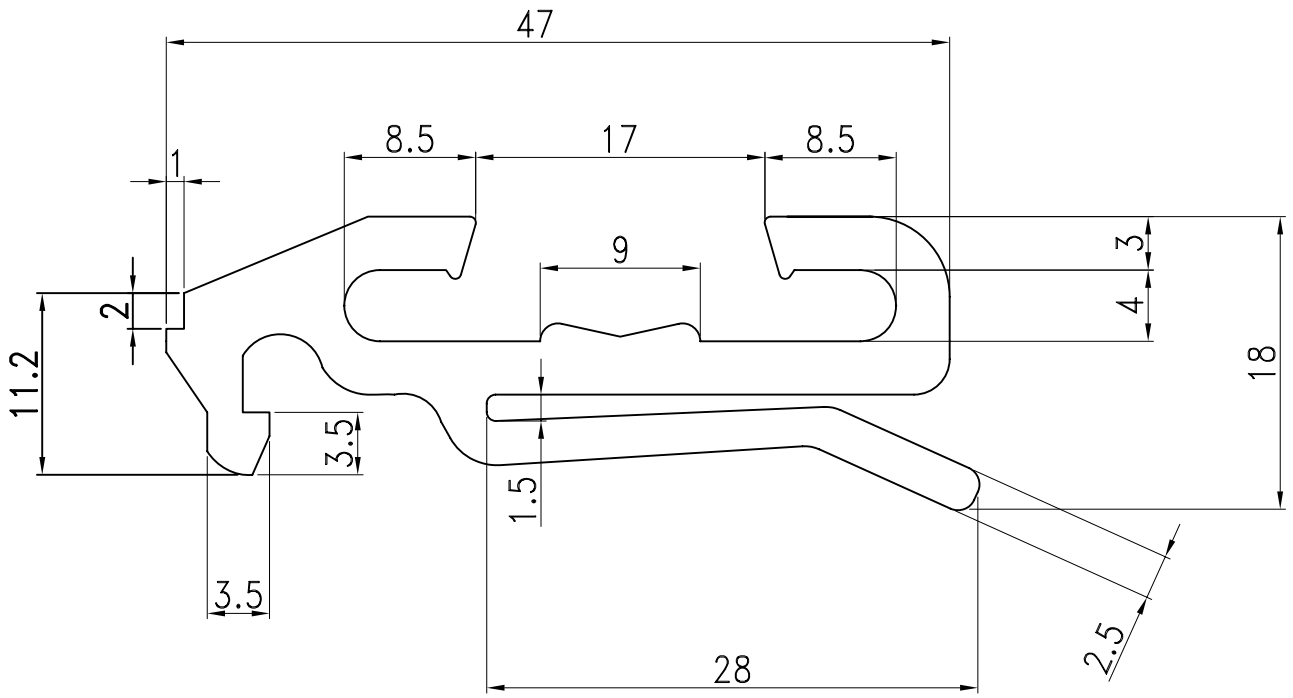
Type	Spec
L&R-06-011	2600
L&R-06-011-1	1117
L&R-06-011-3	2532



TITLE	Door Frame	WEIGHT	
SPEC		MATERIAL	6061-T6
PART NO.	L&R-06-011	PAGE NO.	54

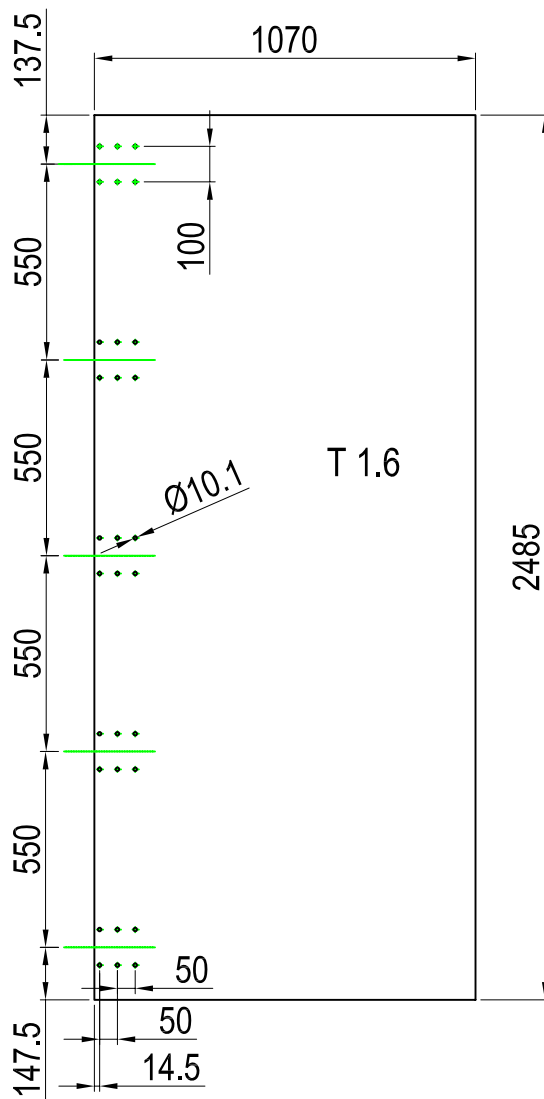


Type	Param.	Spec
1	L	1125
2	L	2540
3	L	2235



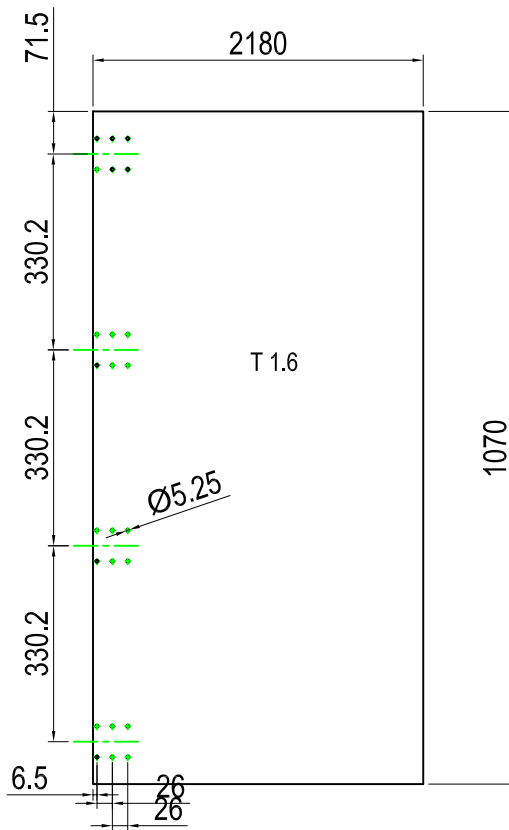
TITLE	Door Frame Profile	WEIGHT	
SPEC		MATERIAL	PVC
PART NO.	L&R-06-012	PAGE NO.	55





TITLE	Door Panel Left	WEIGHT	
SPEC		MATERIAL	MGSS
PART NO.	L&R-06-013	PAGE NO.	56

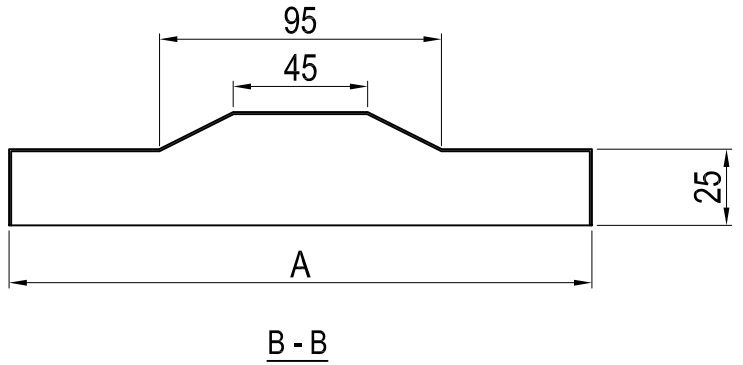
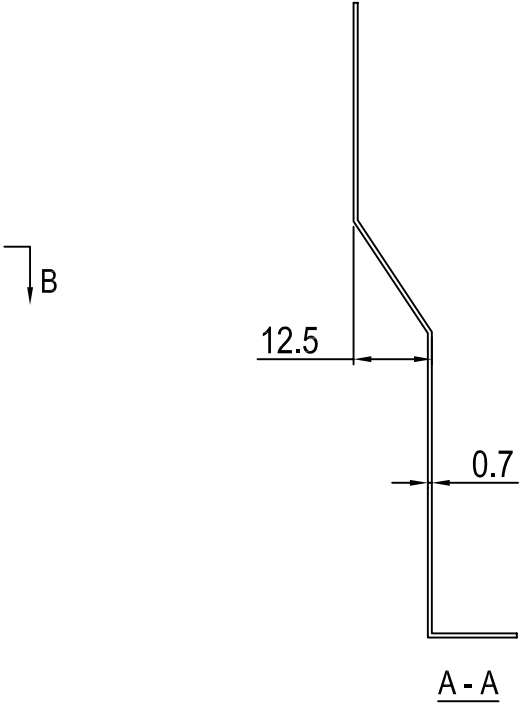
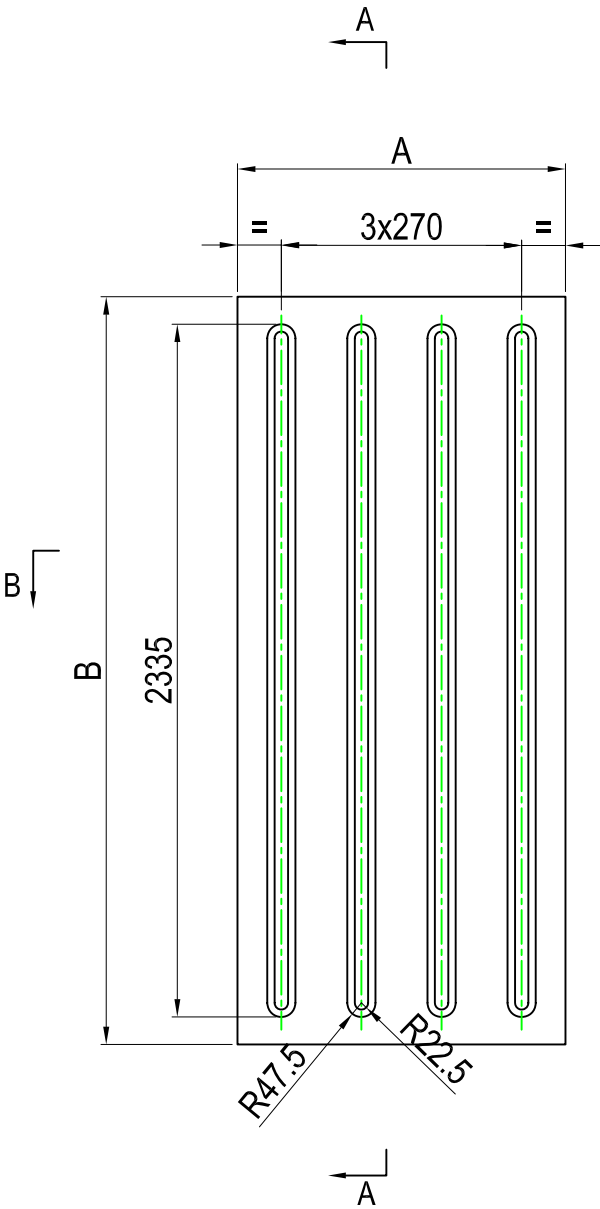




TITLE	Door Panel	WEIGHT	
SPEC		MATERIAL	MGSS
PART NO.	L&R-06-015	PAGE NO.	57



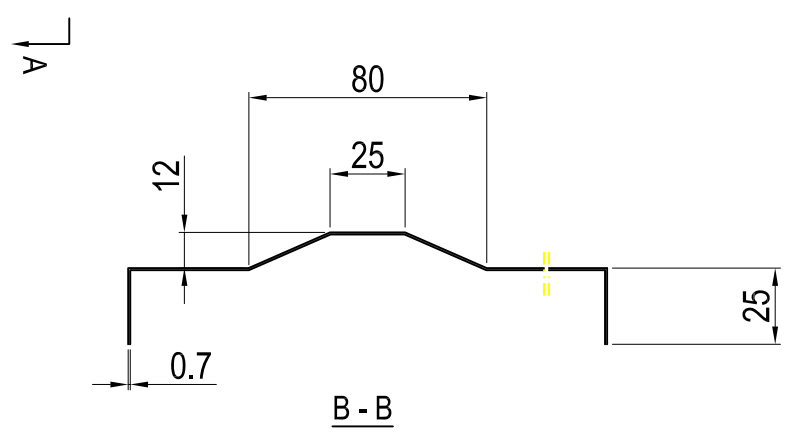
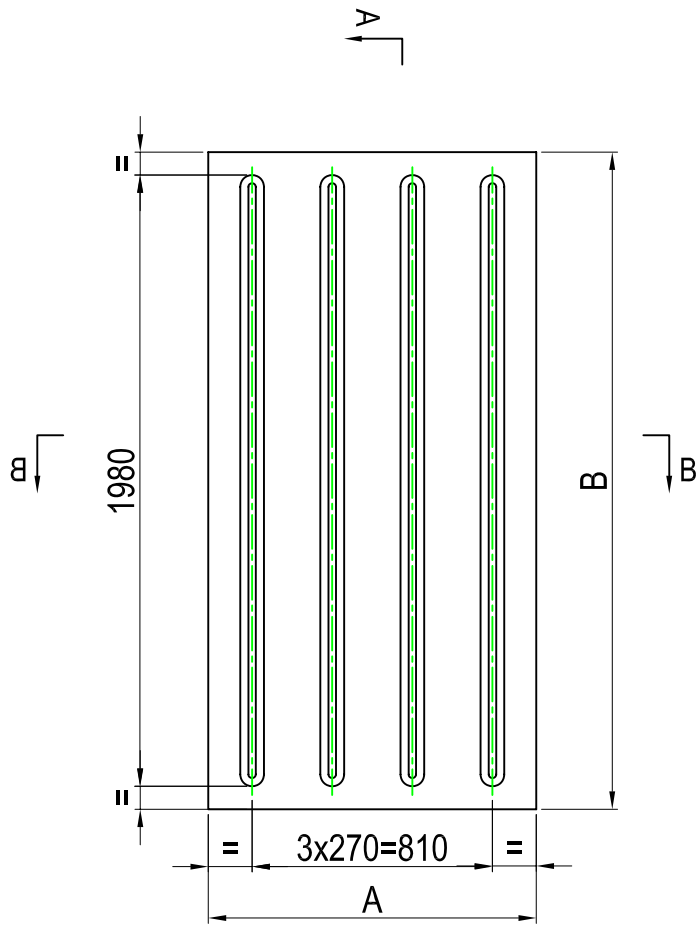
A	B	Type	Param.
1105	2520	1	L&R-06-016-1
1079	2497	2	L&R-06-016-2
1091	2497	3	L&R-06-016-3



TITLE	Door Lining	WEIGHT	
SPEC		MATERIAL	SUS304
PART NO.	L&R-06-016	PAGE NO.	58

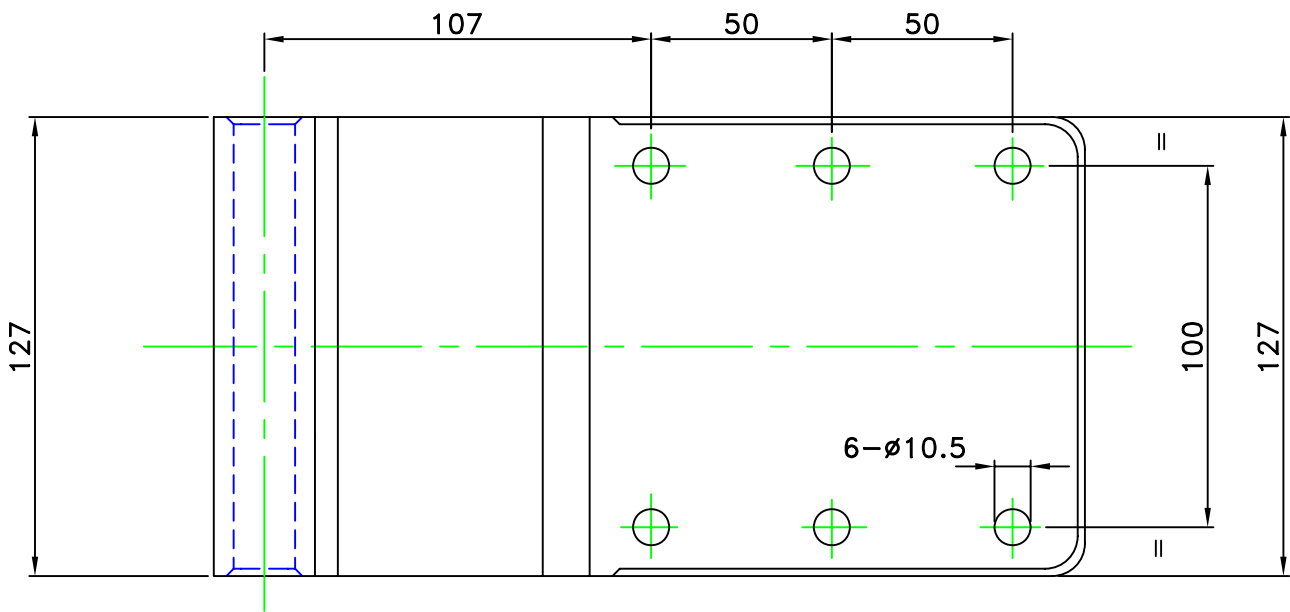
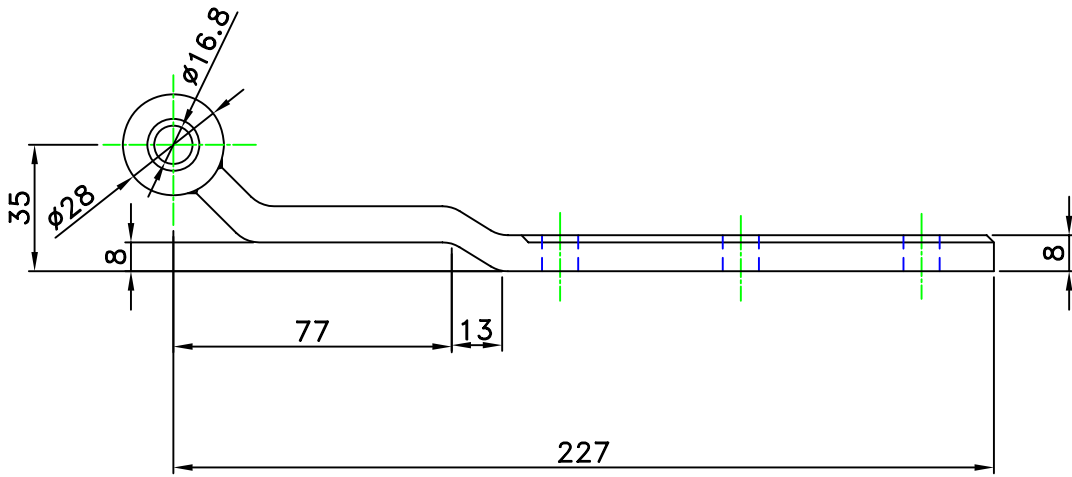


Type	Param.	Spec
1	A	1105
	B	2215
2	A	1079
	B	2192
3	A	1091
	B	2192



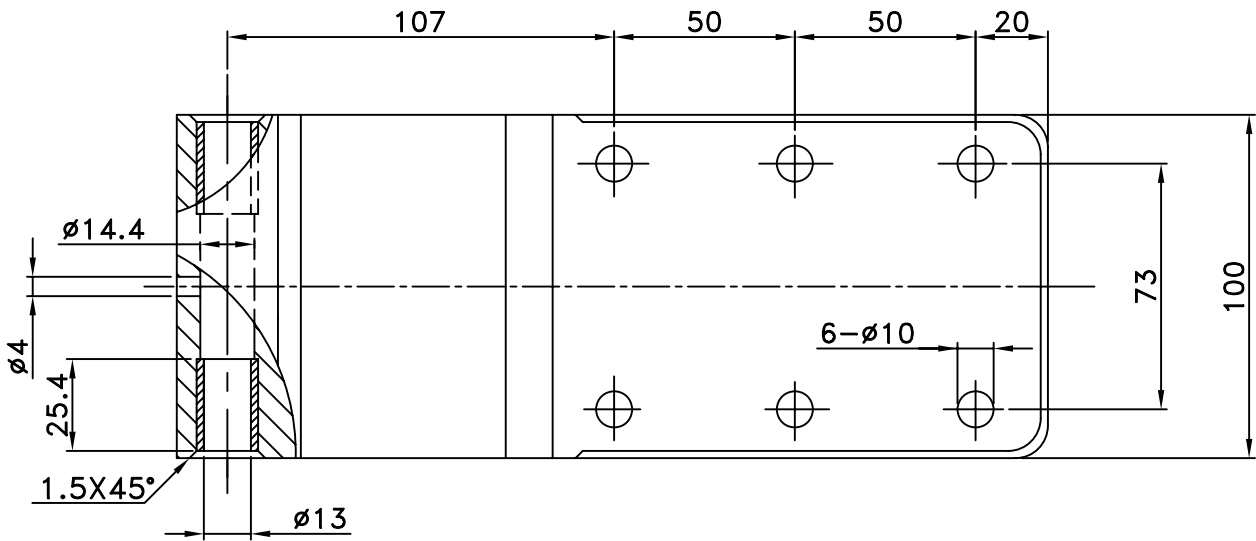
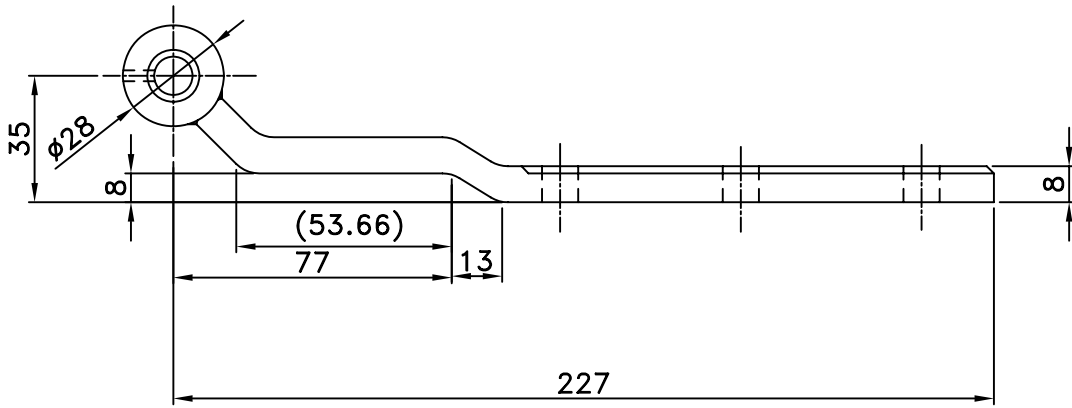
TITLE	Door Lining	WEIGHT	
SPEC		MATERIAL	SUS304
PART NO.	L&R-06-017	PAGE NO.	57



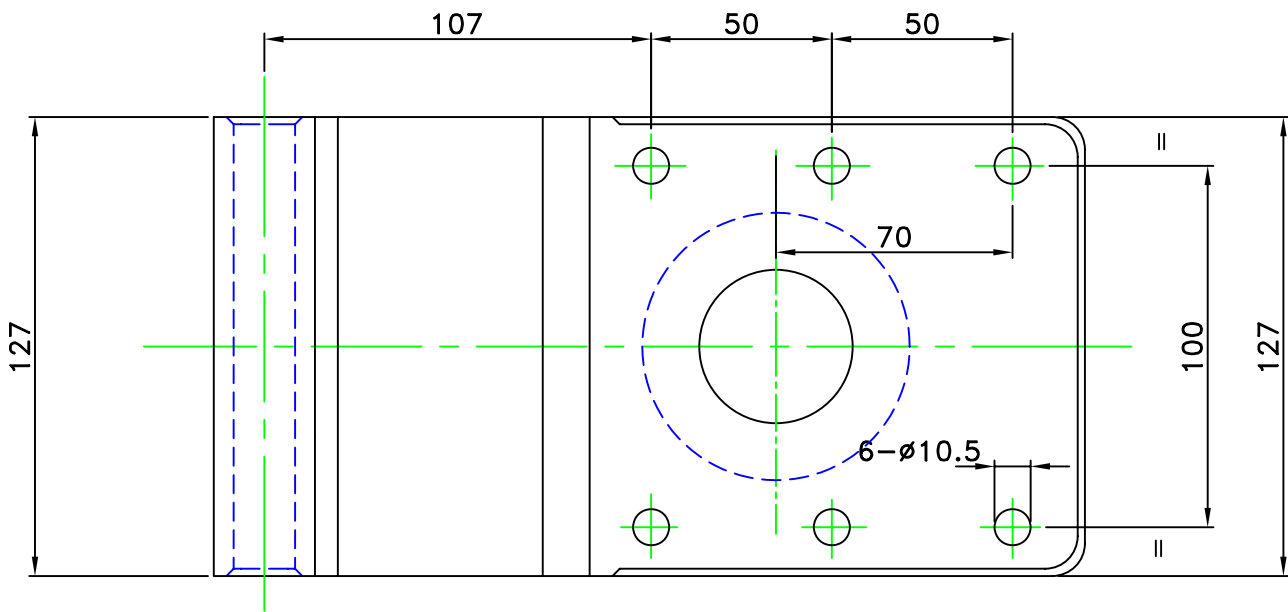
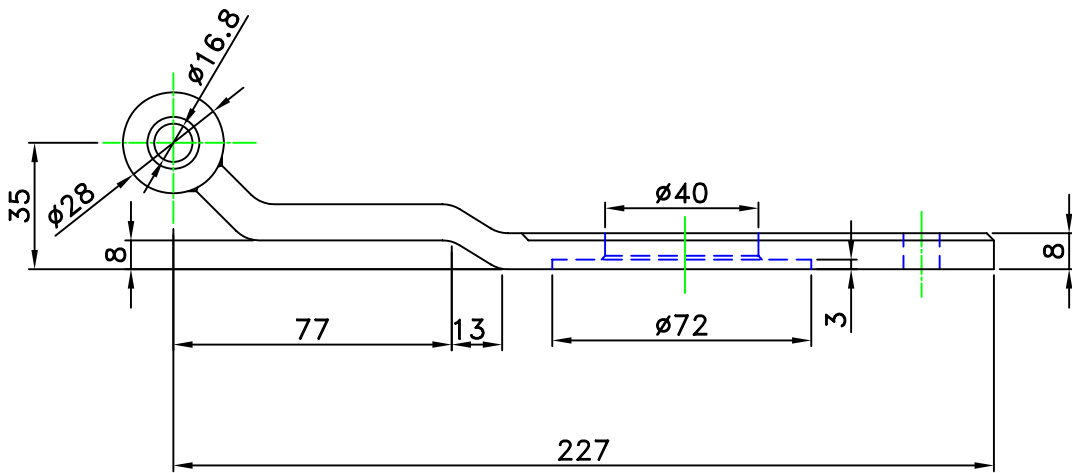


TITLE	Door Hinge	WEIGHT	
SPEC	H=127mm , without hole	MATERIAL	SS41
PART NO.	L&R-06-018	PAGE NO.	60

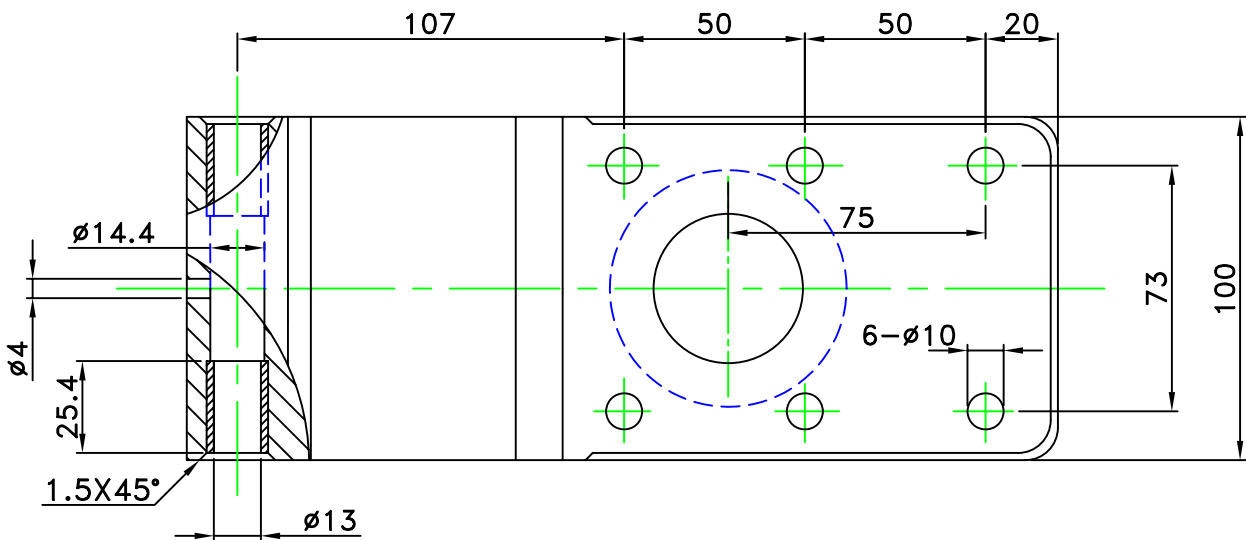
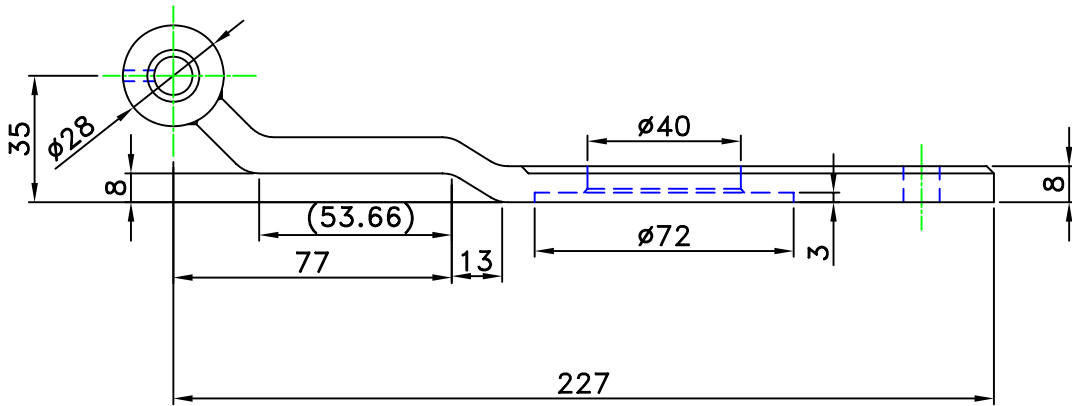




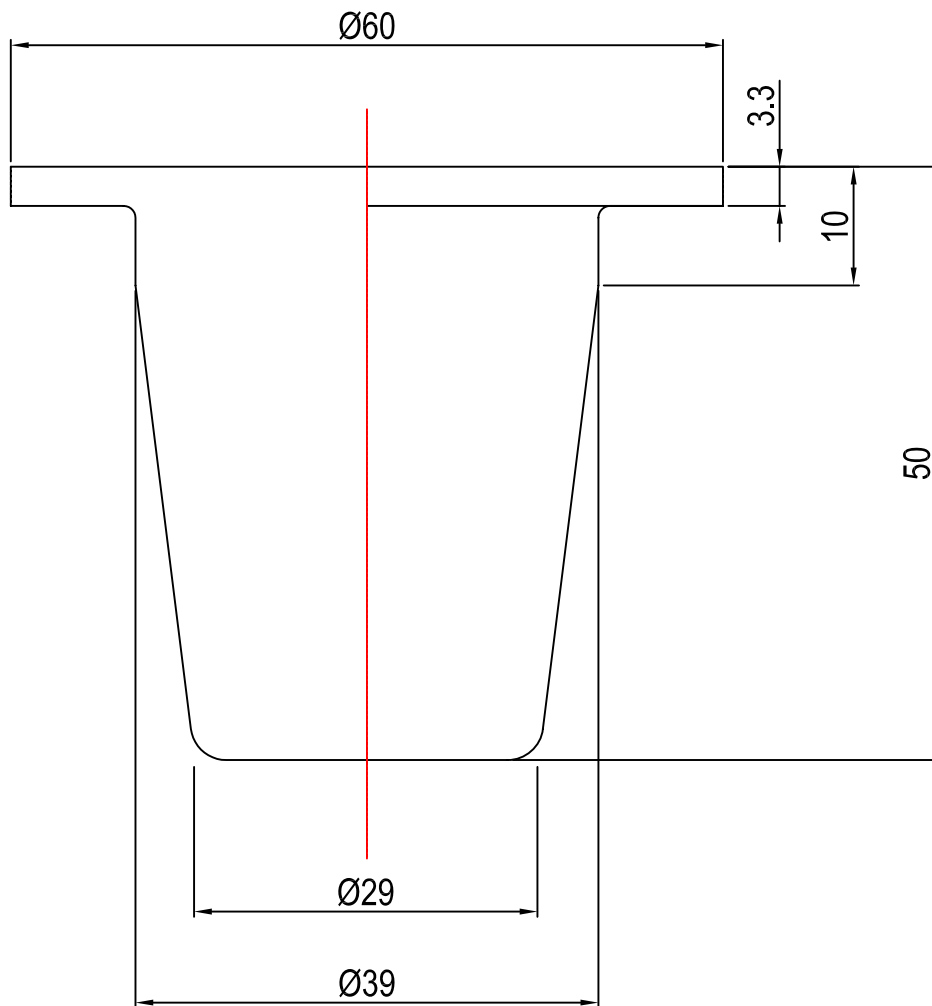
TITLE	Door Hinge	WEIGHT	
SPEC	H=100mm , Without hole	MATERIAL	SS41
PART NO.	L&R-06-018-1	PAGE NO.	61



TITLE	Door Hinge	WEIGHT	
SPEC	H=127mm , with hole	MATERIAL	SS41
PART NO.	L&R-06-019	PAGE NO.	62



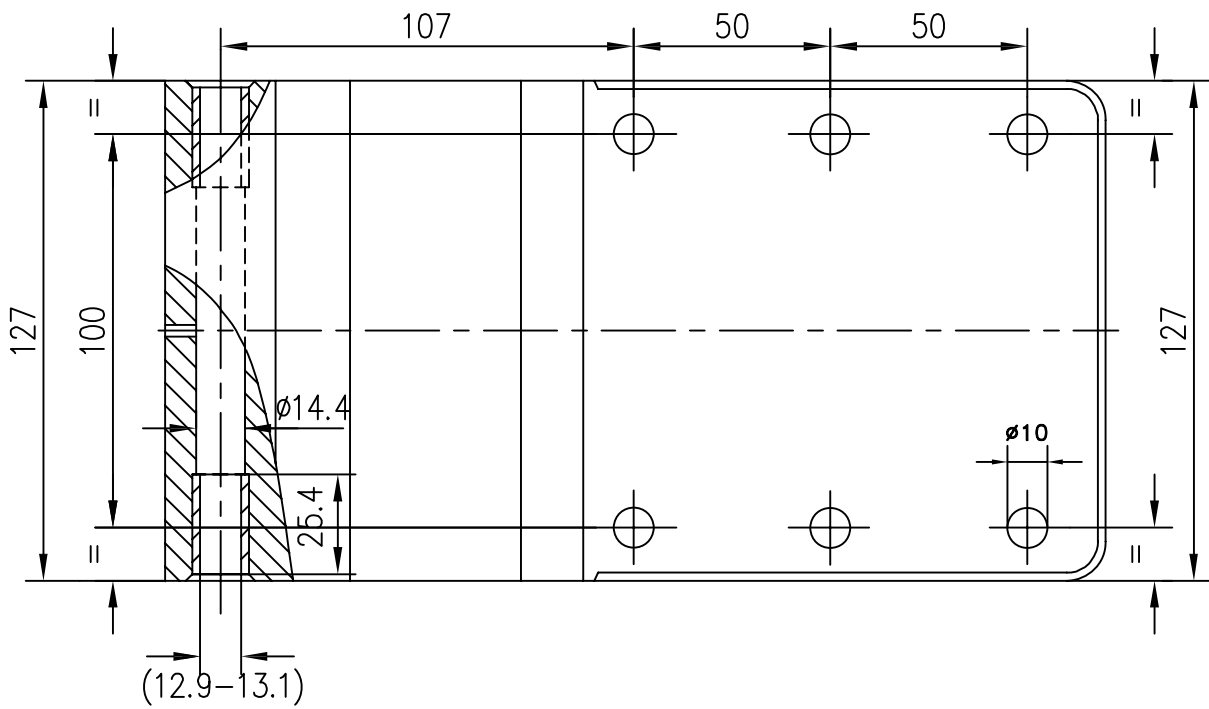
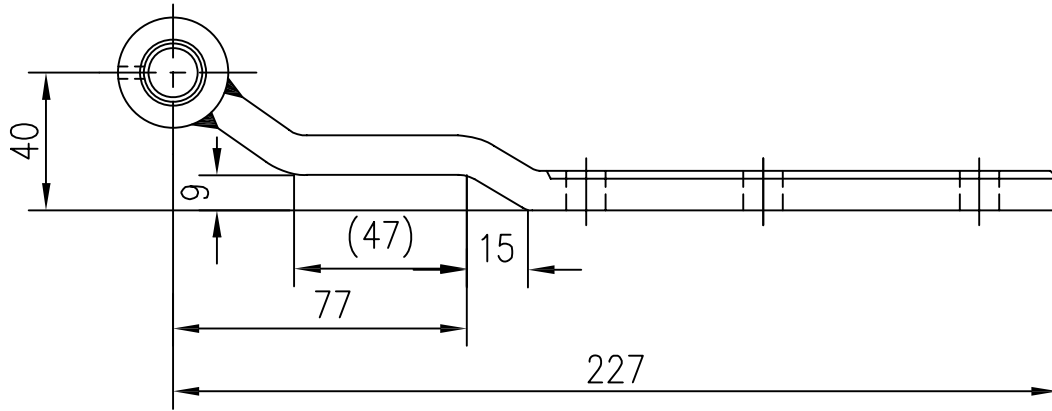
TITLE	Door Hinge	WEIGHT	
SPEC	H=100mm , With hole	MATERIAL	SS41
PART NO.	L&R-06-019-1	PAGE NO.	63



TITLE	Door bumper	WEIGHT	
SPEC		MATERIAL	EPDM
PART NO.	L&R-06-019-2	PAGE NO.	64

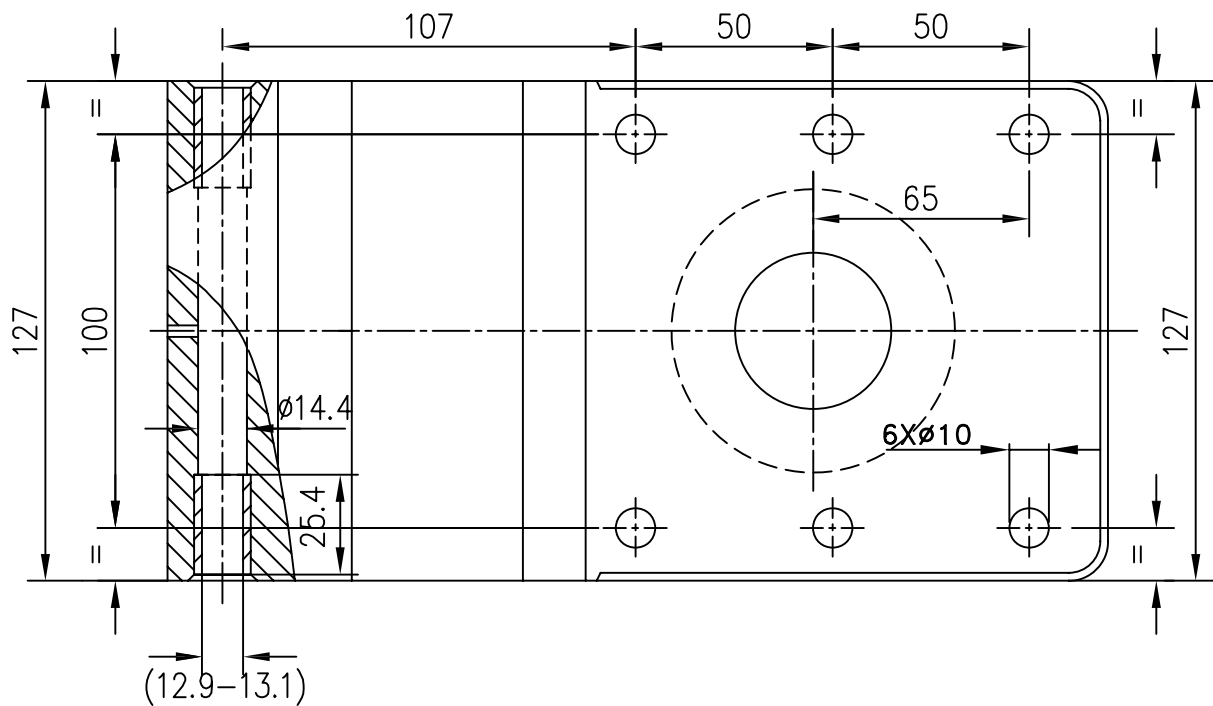
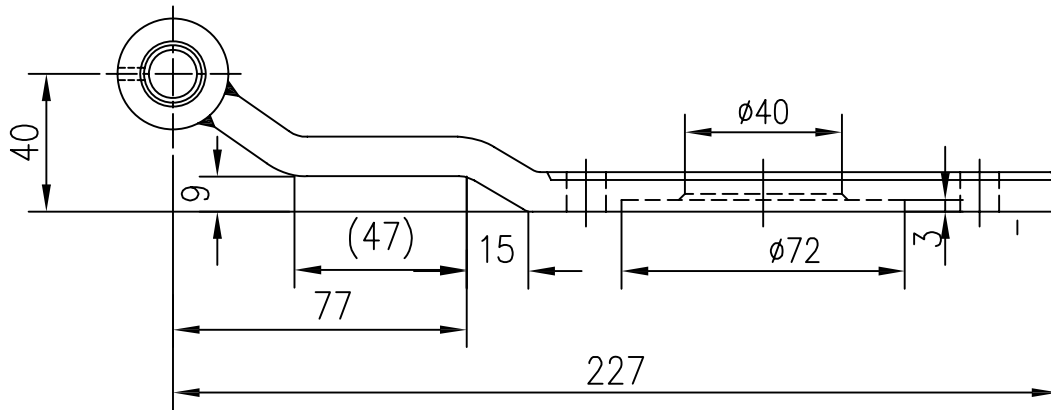


L&R



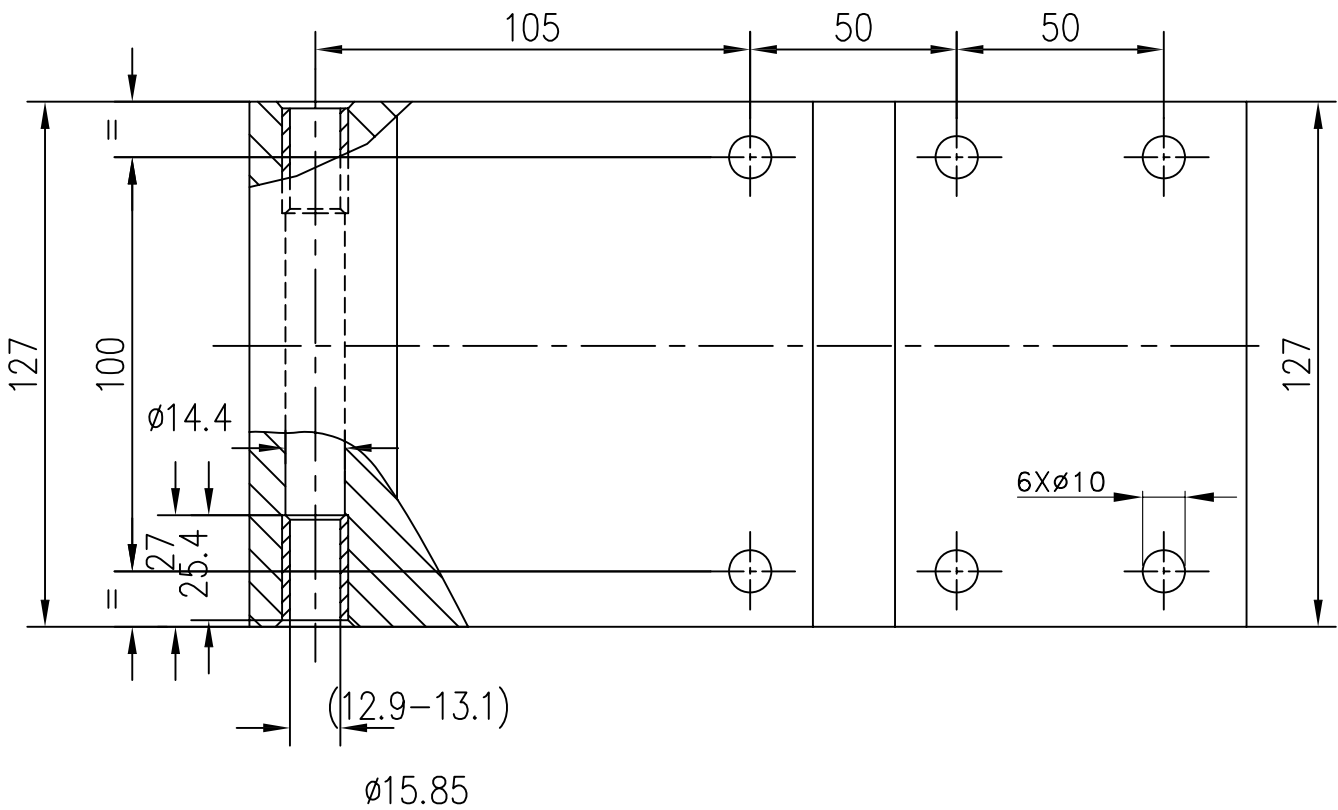
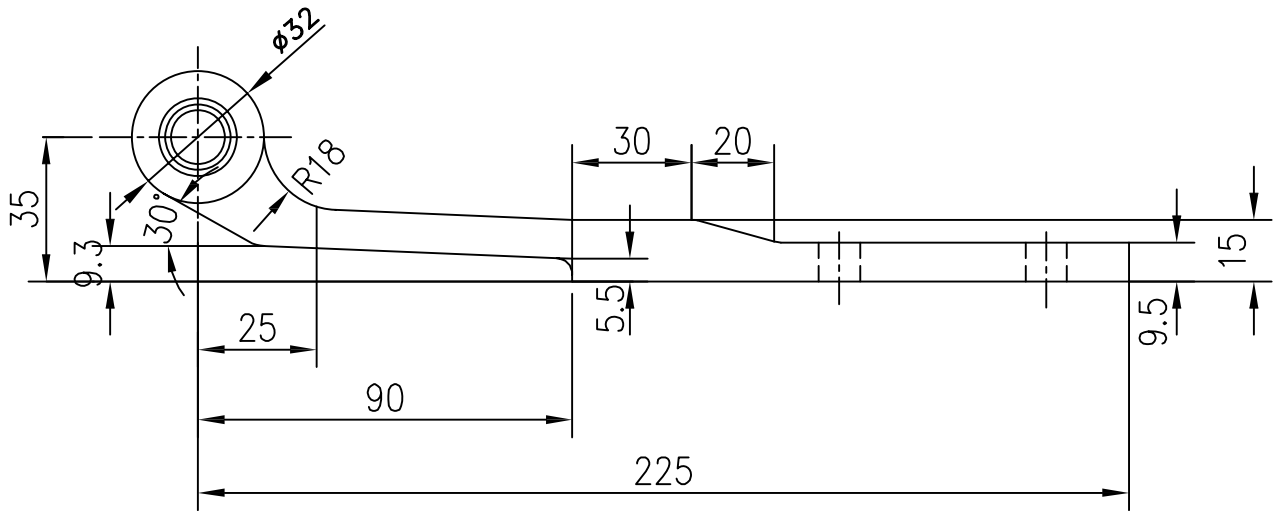
TITLE	Door Hinge	WEIGHT	
SPEC	without hole	MATERIAL	SS41
PART NO.	L&R-06-020	PAGE NO.	65





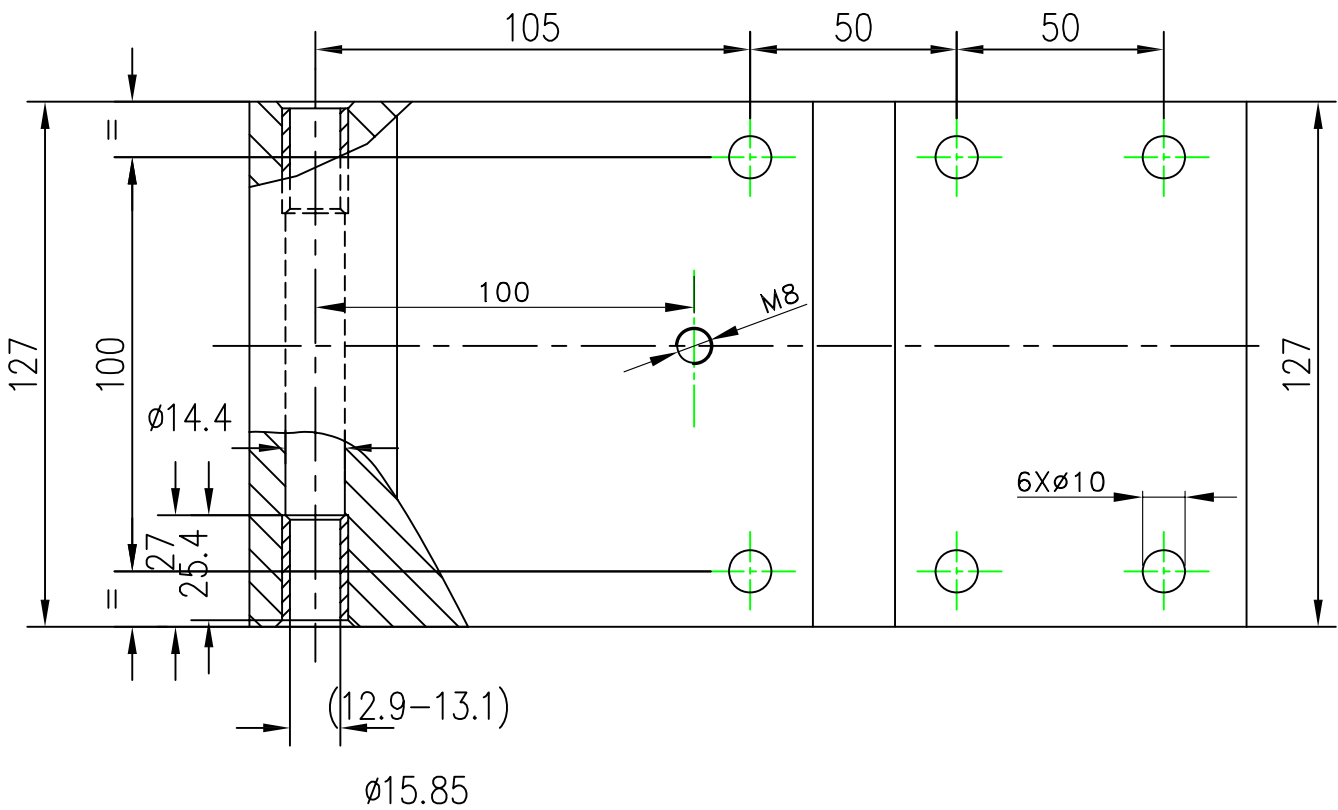
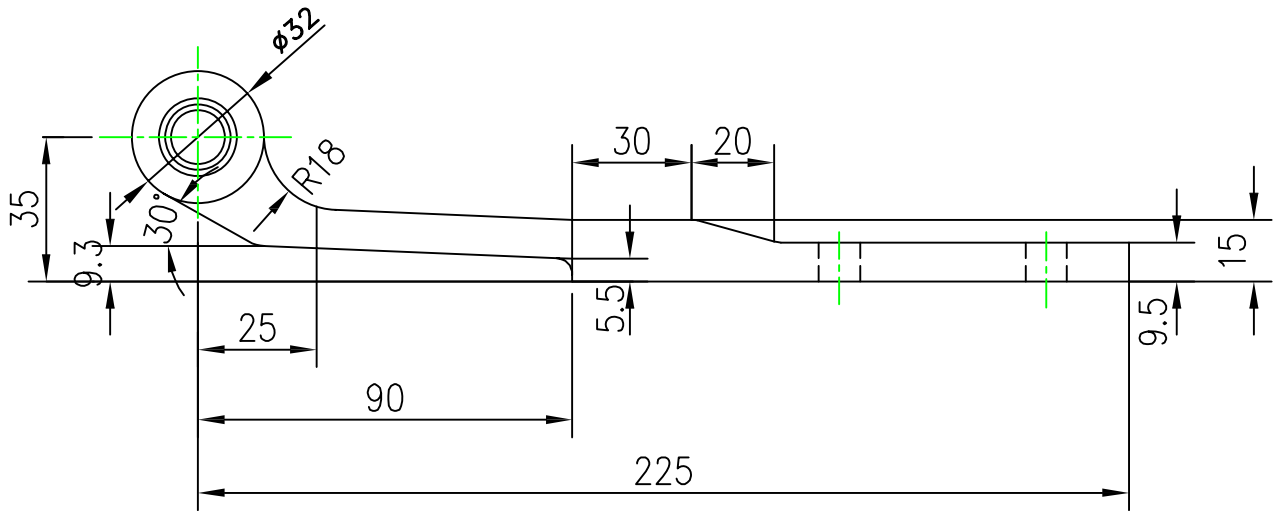
TITLE	Door Hinge	WEIGHT	
SPEC	with hole	MATERIAL	SS41
PART NO.	L&R-06-021	PAGE NO.	66





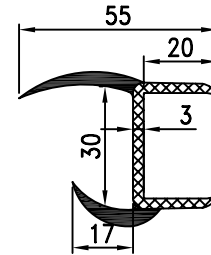
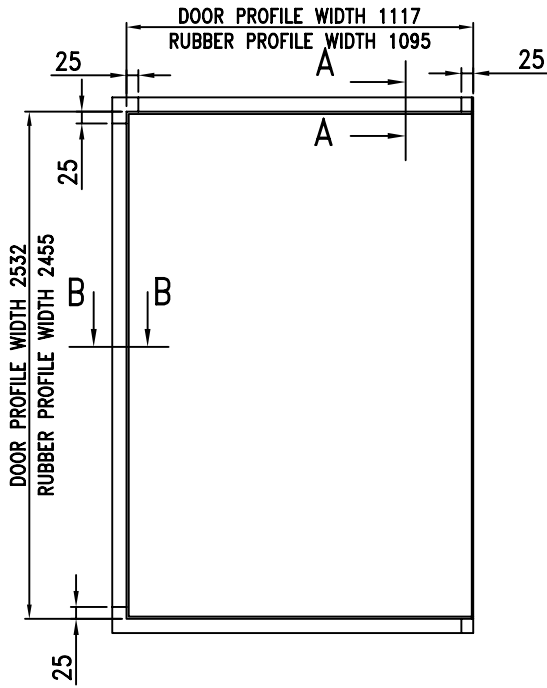
TITLE	Door Hinge	WEIGHT	
SPEC	H=127mm	MATERIAL	6061-T6
PART NO.	L&R-06-022	PAGE NO.	67



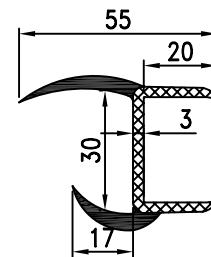
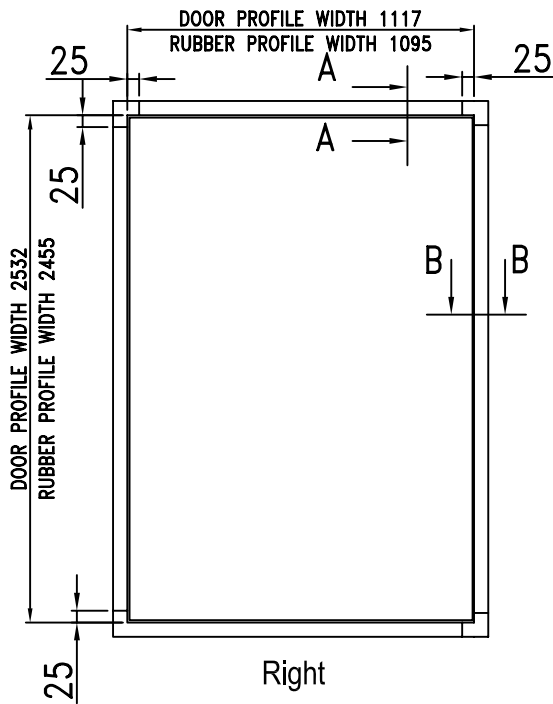


TITLE	Door Hinge	WEIGHT	
SPEC	H=127mm	MATERIAL	6061-T6
PART NO.	L&R-06-023	PAGE NO.	68

PART NO.	Spec.
L&R-06-025	SET
L&R-06-025-1	"H" Type



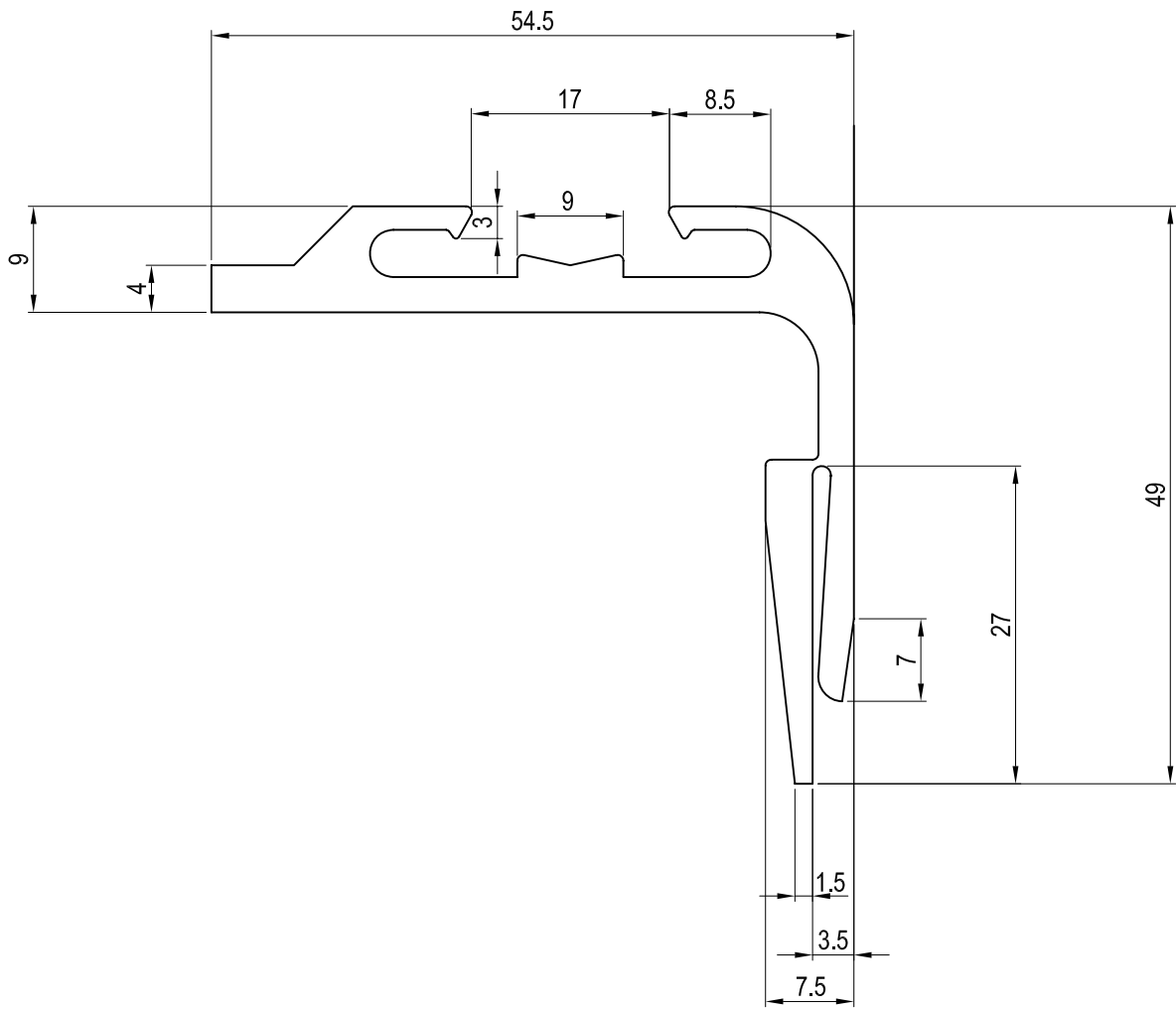
A-A
L&R-06-025



L=2.5M
B-B
L&R-06-025-1

TITLE	Door Gasket	WEIGHT	
SPEC	"H" Type , L=2.5M	MATERIAL	PVC & EPDM
PART NO.	L&R-06-025, L&R-06-025-1	PAGE NO.	69

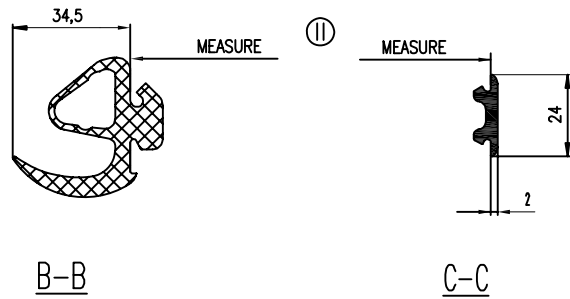
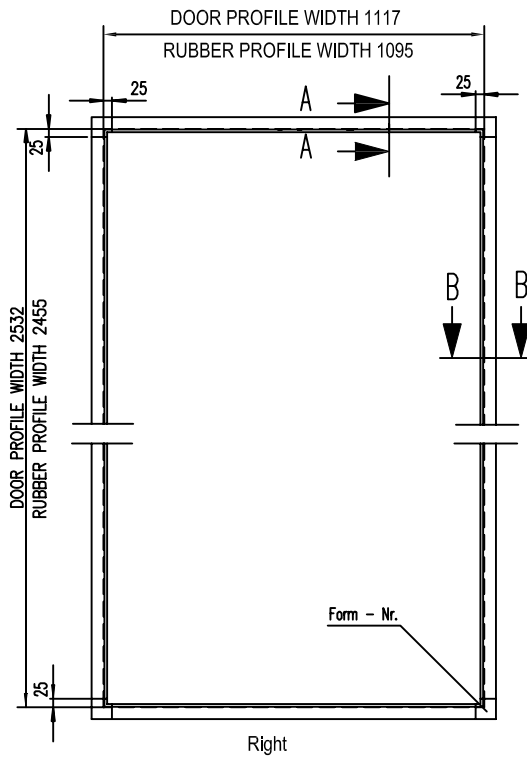
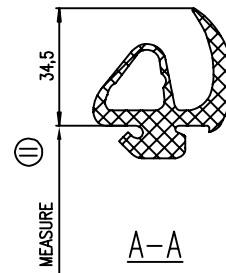
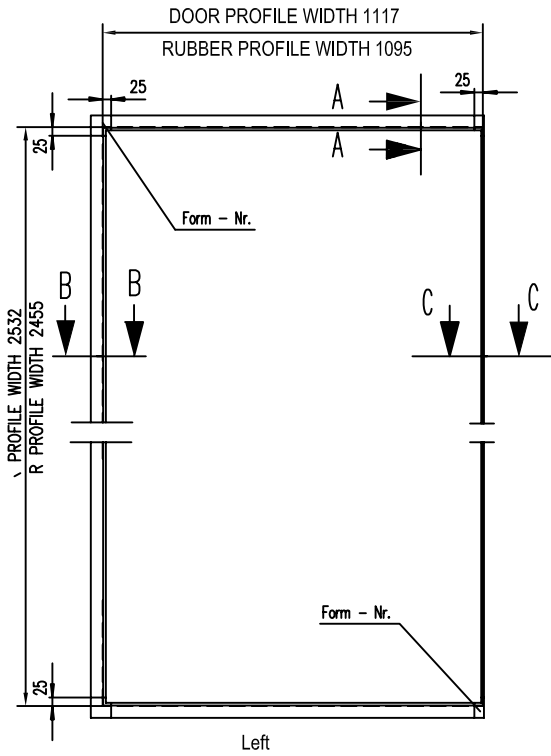
Type	Param.	Spec
1	L&R-06-026	2600
2	L&R-06-026-1	1200
3	L&R-06-026-2	2400



TITLE	Door Frame Profile	WEIGHT	
SPEC		MATERIAL	PVC
PART NO.	L&R-06-026	PAGE NO.	70

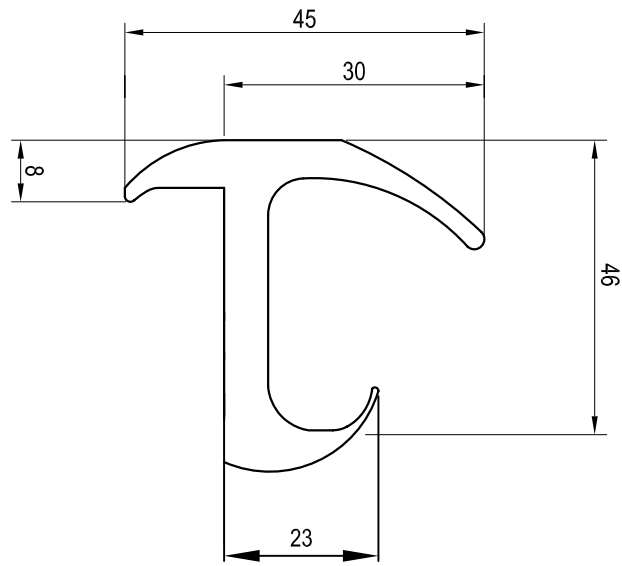


PART NO.	Spec.
0302HDL-2301	set
SECTION B-B	2500mm/pc

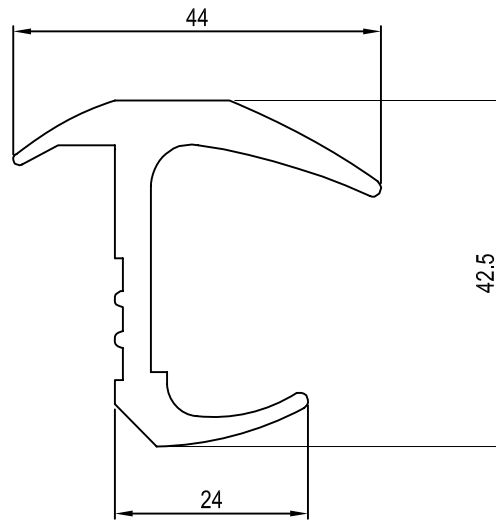


Ⓜ To be measure from this edge

TITLE	Door Gasket	WEIGHT	
SPEC		MATERIAL	E.P.D.M
PART NO.	0302HDL-2301	PAGE NO.	71



0301HD-06-6



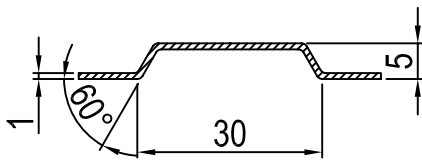
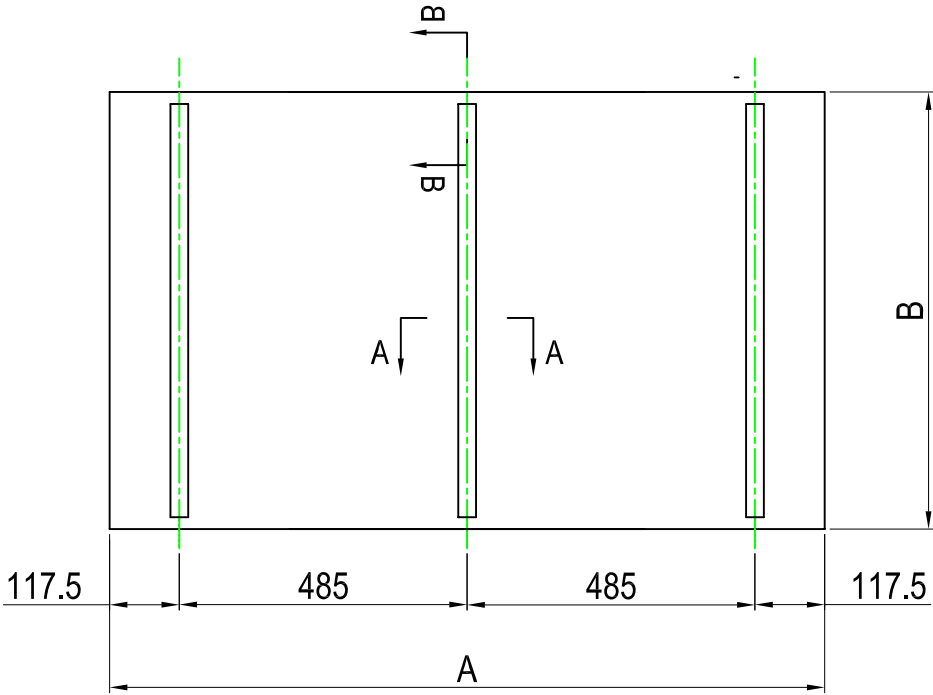
HD-2

TITLE	Door Gasket	WEIGHT	
SPEC		MATERIAL	E.P.D.M
PART NO.	0301HD-06-6 & HD-2	PAGE NO.	72

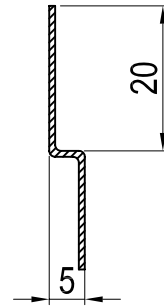


L&R

A	B	Type	Param.
1205	2490	1	L&R-07-001-1
1205	2185	2	L&R-07-001-2



A - A

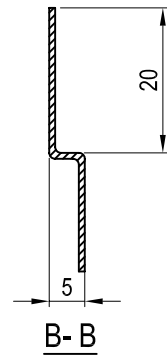
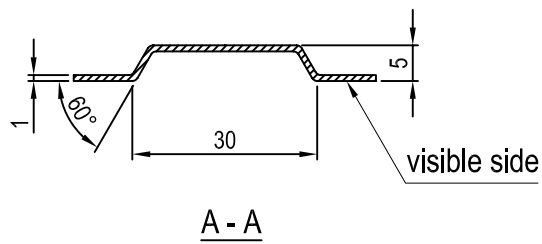
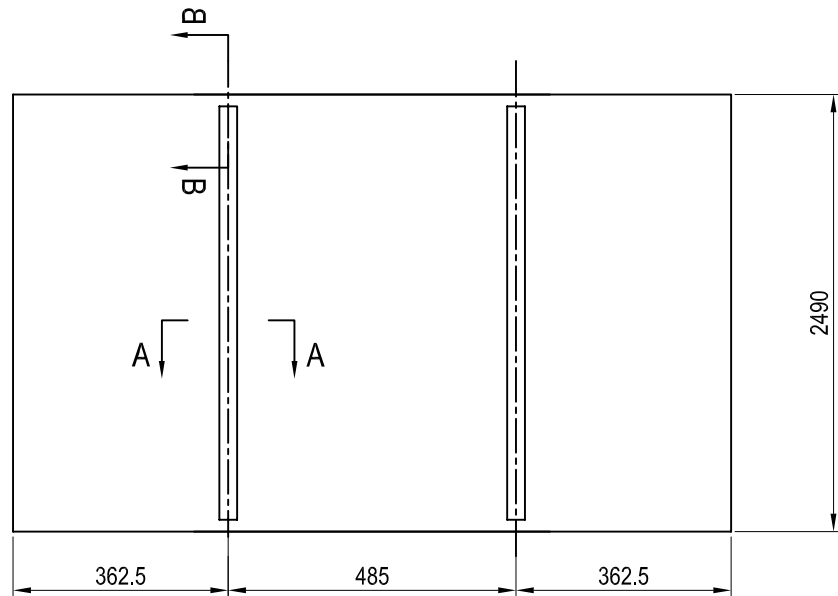


B - B

TITLE	Side Panel	WEIGHT	
SPEC		MATERIAL	MGSS
PART NO.	L&R-07-001	PAGE NO.	73

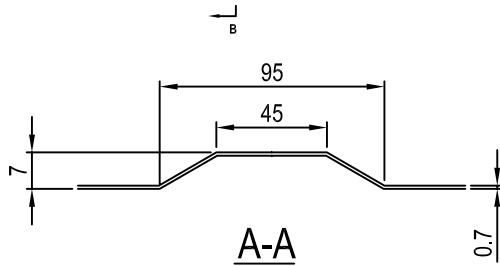
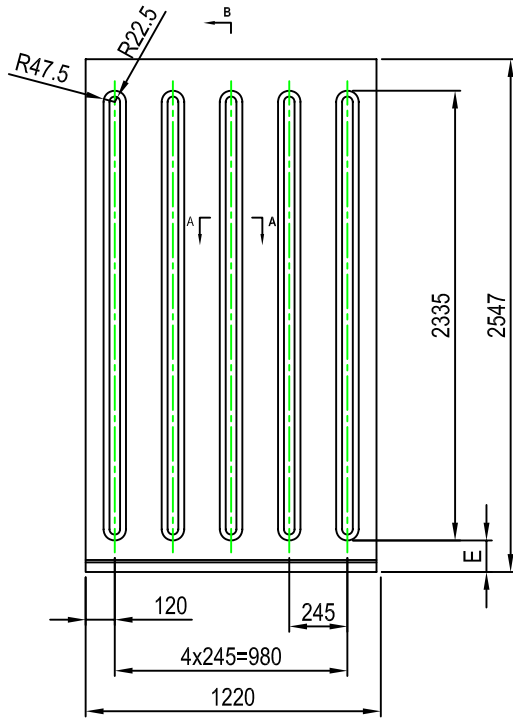
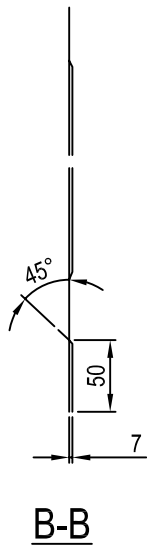


L&R



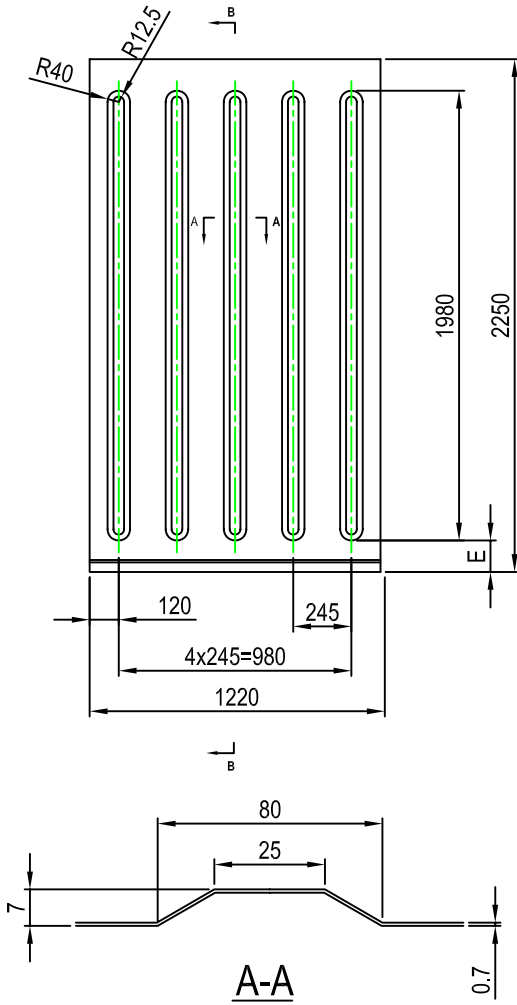
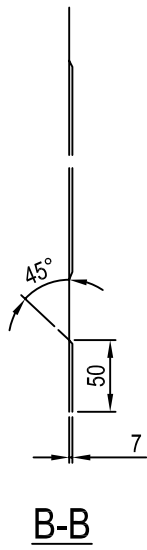
TITLE	Side Panel	WEIGHT	22.597KGS
SPEC	1.0X1210X2490	MATERIAL	MGSS
PART NO.	L&R-07-0013	PAGE NO.	74





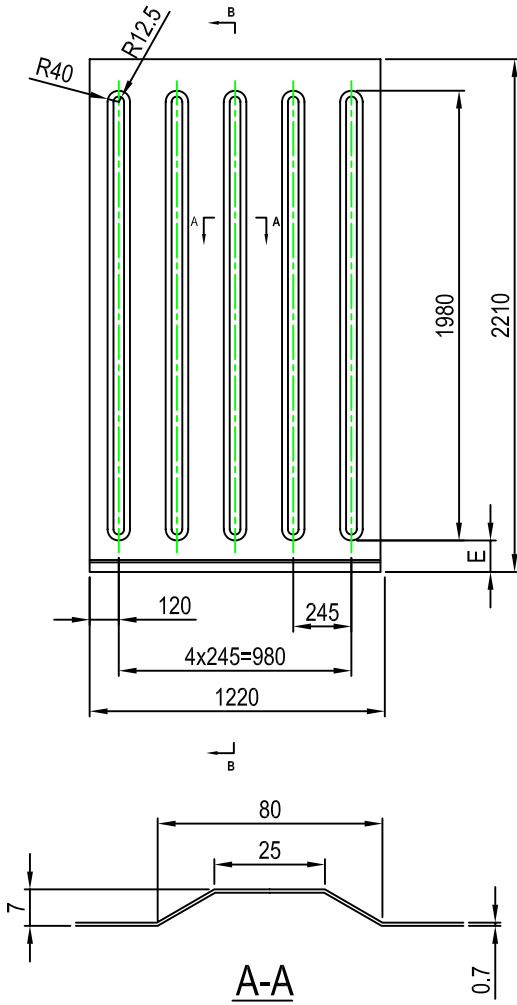
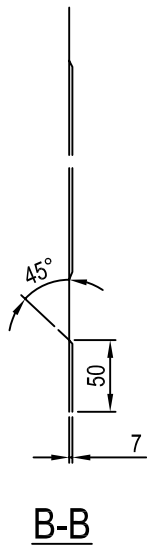
TITLE	Side Lining	WEIGHT	17.250KG
SPEC		MATERIAL	SUS304
PART NO.	L&R-07-002-1	PAGE NO.	75





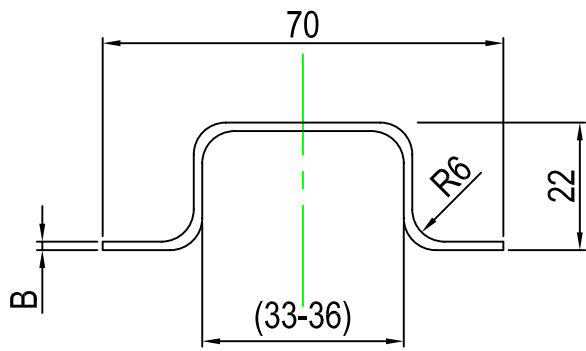
TITLE	Side Lining	WEIGHT	15.300KG
SPEC		MATERIAL	SUS304
PART NO.	L&R-07-002-2	PAGE NO.	76



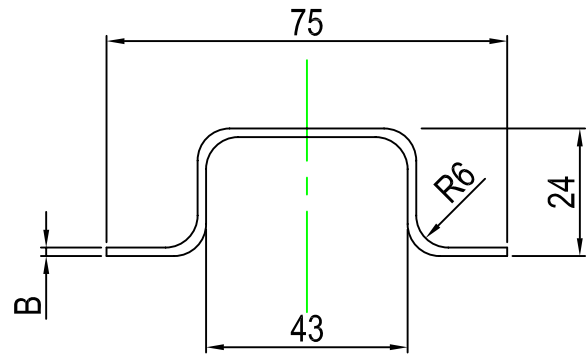
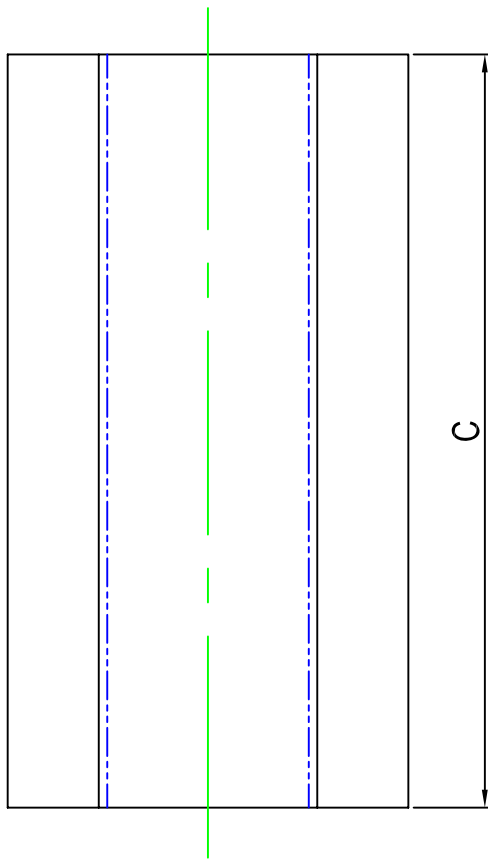


TITLE	Side Lining	WEIGHT	
SPEC		MATERIAL	SUS304
PART NO.	L&R-07-002-3	PAGE NO.	77





L&R-07-003-1
L&R-07-003-2



L&R-07-003-3

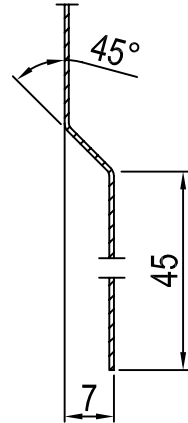
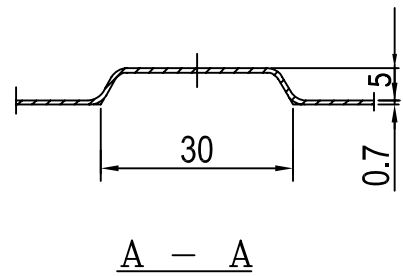
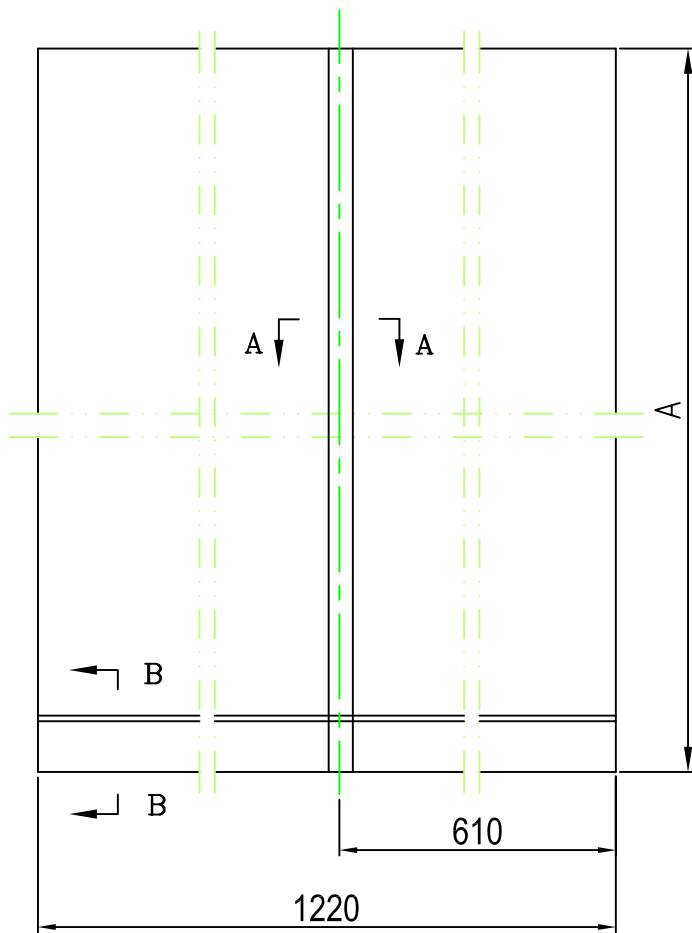
Type	Param	Spce
1	A	Corten
	B	3.0
	C	2532
2	A	MGSS
	B	0.8
	C	2532
3	A	Corten
	B	1.6
	C	2520

TITLE	Post	WEIGHT	
SPEC		MATERIAL	A
PART NO.	L&R-07-003	PAGE NO.	78



L&R

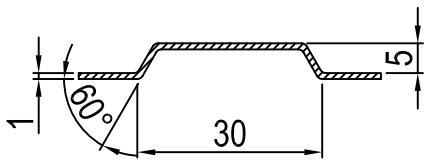
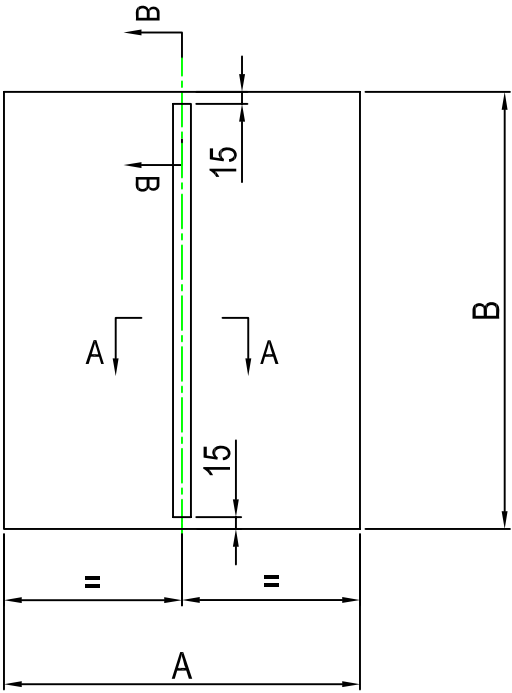
Type	Param	Spce
1	A	2520
2	A	2230



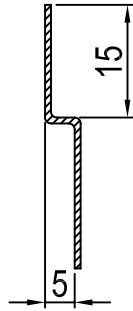
B - B

TITLE	Side Lining	WEIGHT	16.140/14.283KG
SPEC		MATERIAL	SUS304
PART NO.	L&R-07-004	PAGE NO.	79

Type	Spec A	Spec B
1	1220	2354
2	985	2380
3	1220	2370



A - A

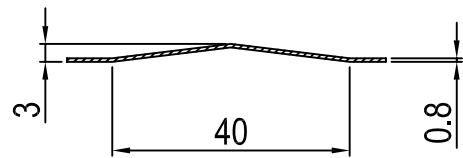
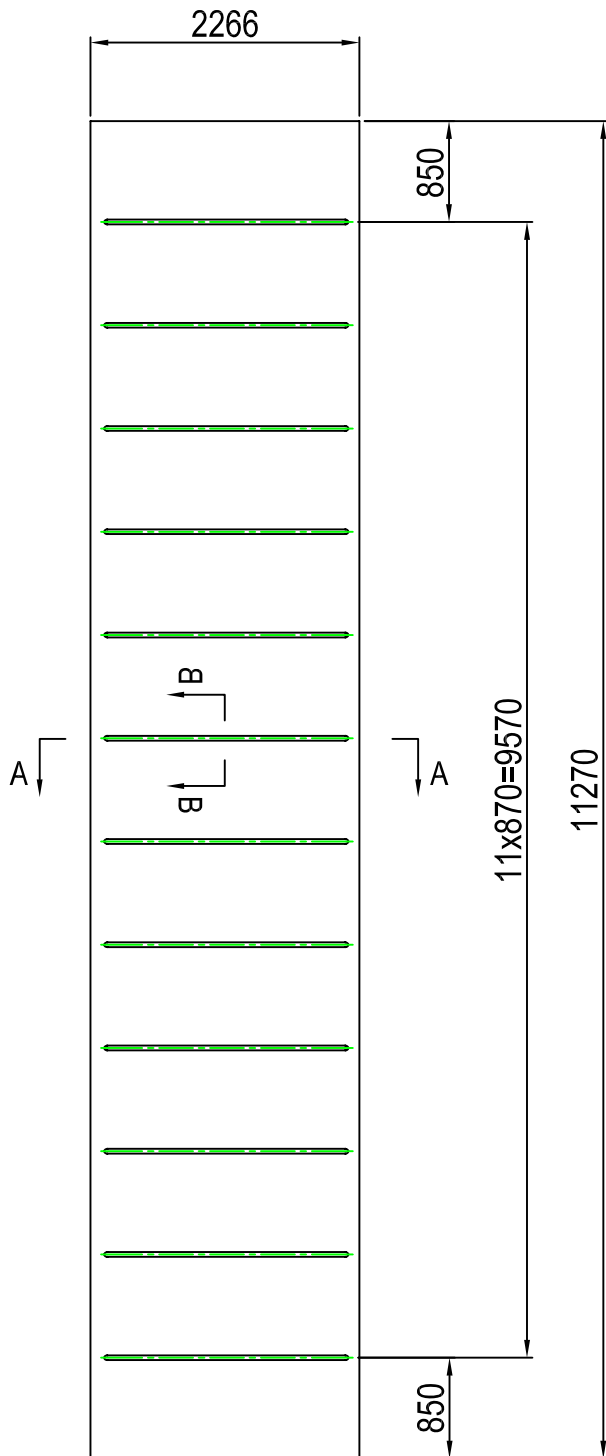


B - B

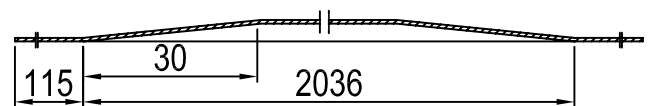
TITLE	Roof Panel	WEIGHT	
SPEC		MATERIAL	MGSS
PART NO.	L&R-08-001	PAGE NO.	80



L&R

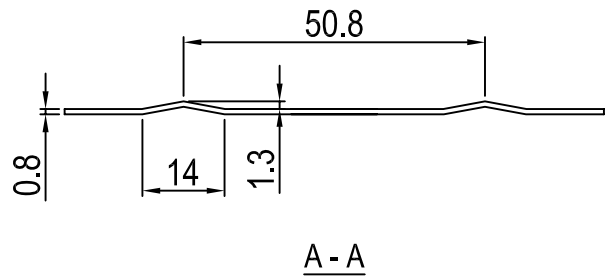
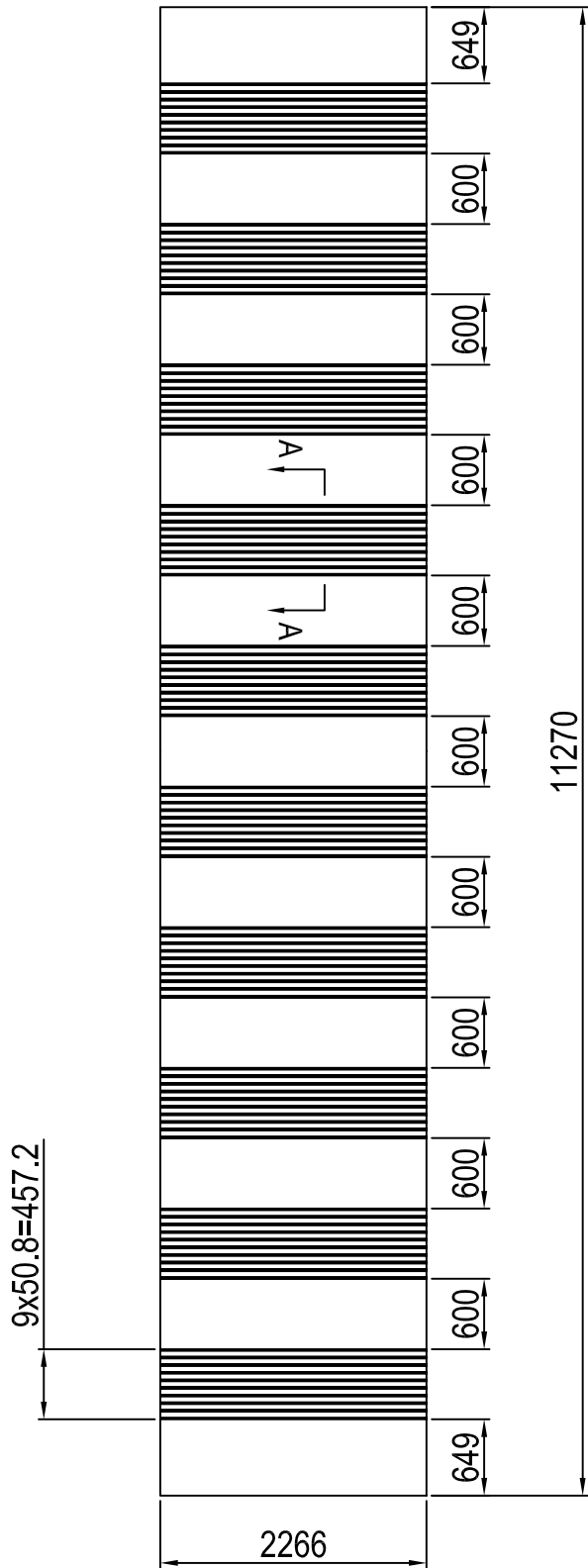


B - B



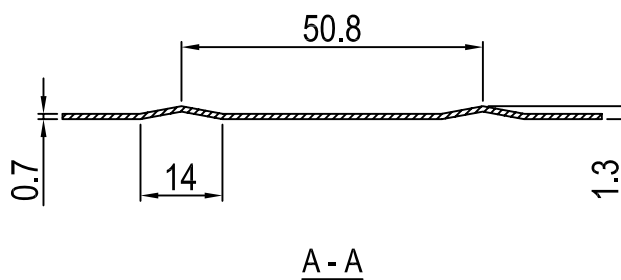
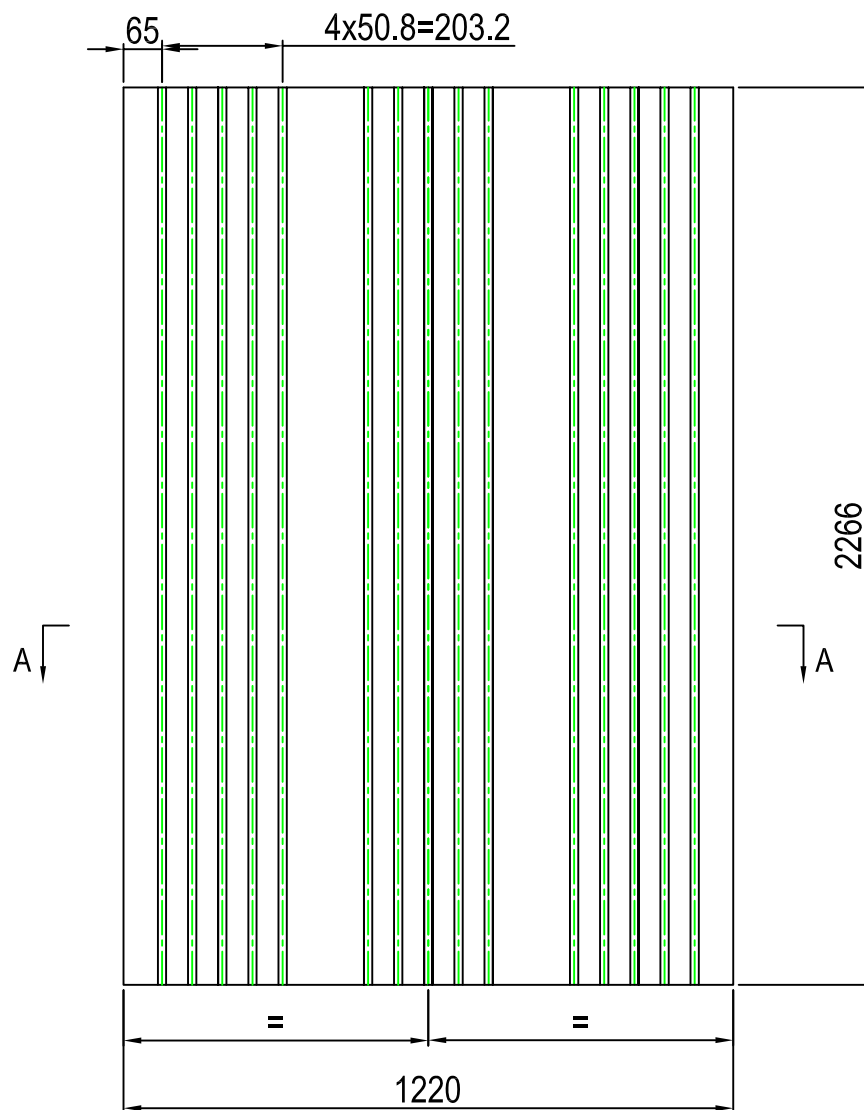
A - A

TITLE	Roof Lining	WEIGHT	
SPEC	0.8X2266X11270	MATERIAL	5052-H46
PART NO.	L&R-08-002	PAGE NO.	82



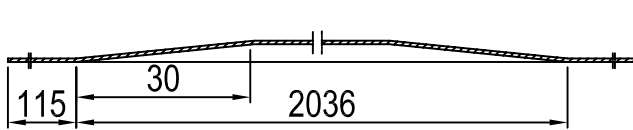
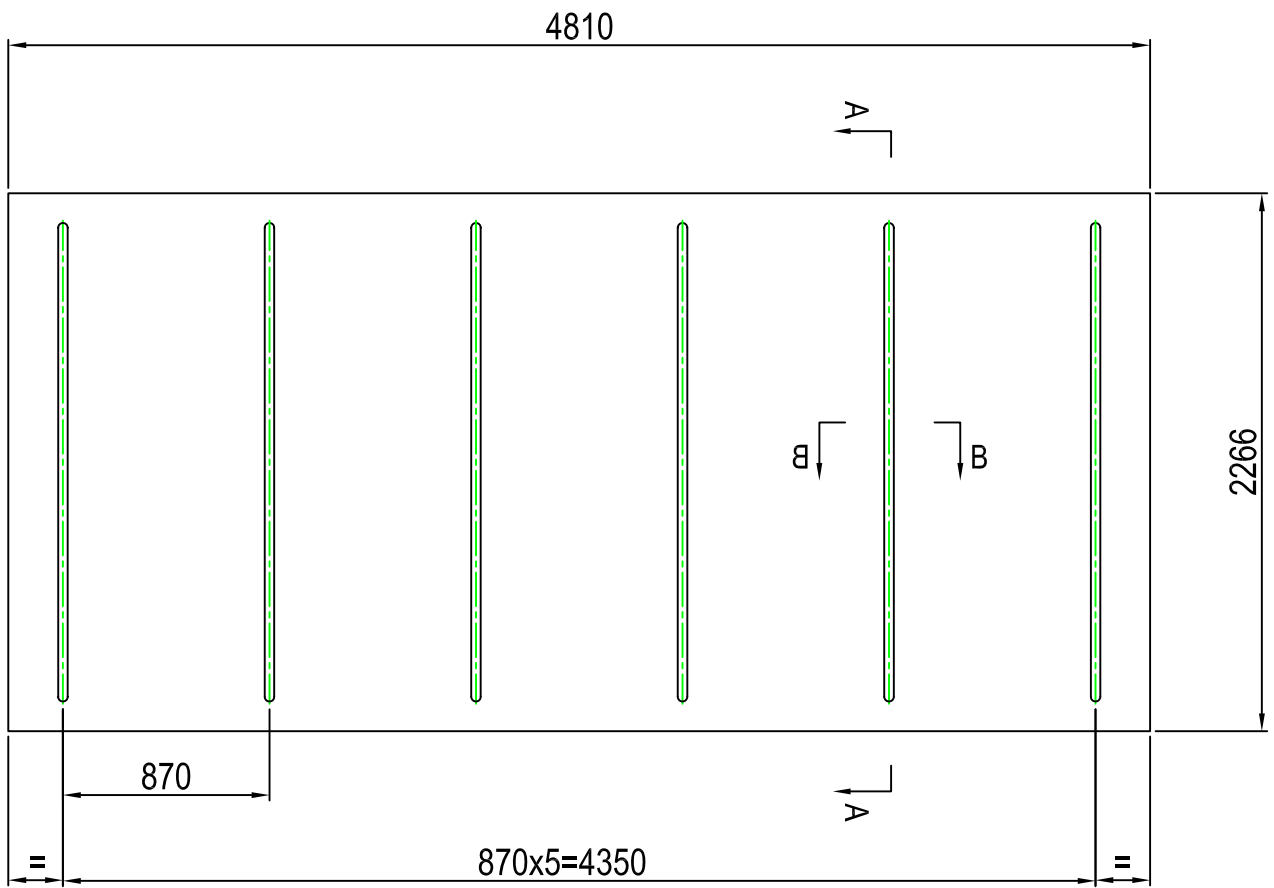
TITLE	Roof Lining	WEIGHT	
SPEC	0.8X2266X11270	MATERIAL	5052-H46
PART NO.	L&R-08-003	PAGE NO.	82



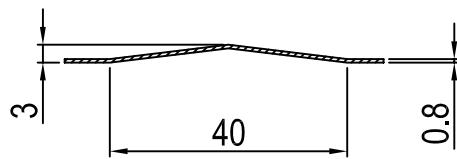


TITLE	Roof Lining	WEIGHT	
SPEC	0.7X1220X2266	MATERIAL	SUS304
PART NO.	L&R-08-004	PAGE NO.	83





A - A

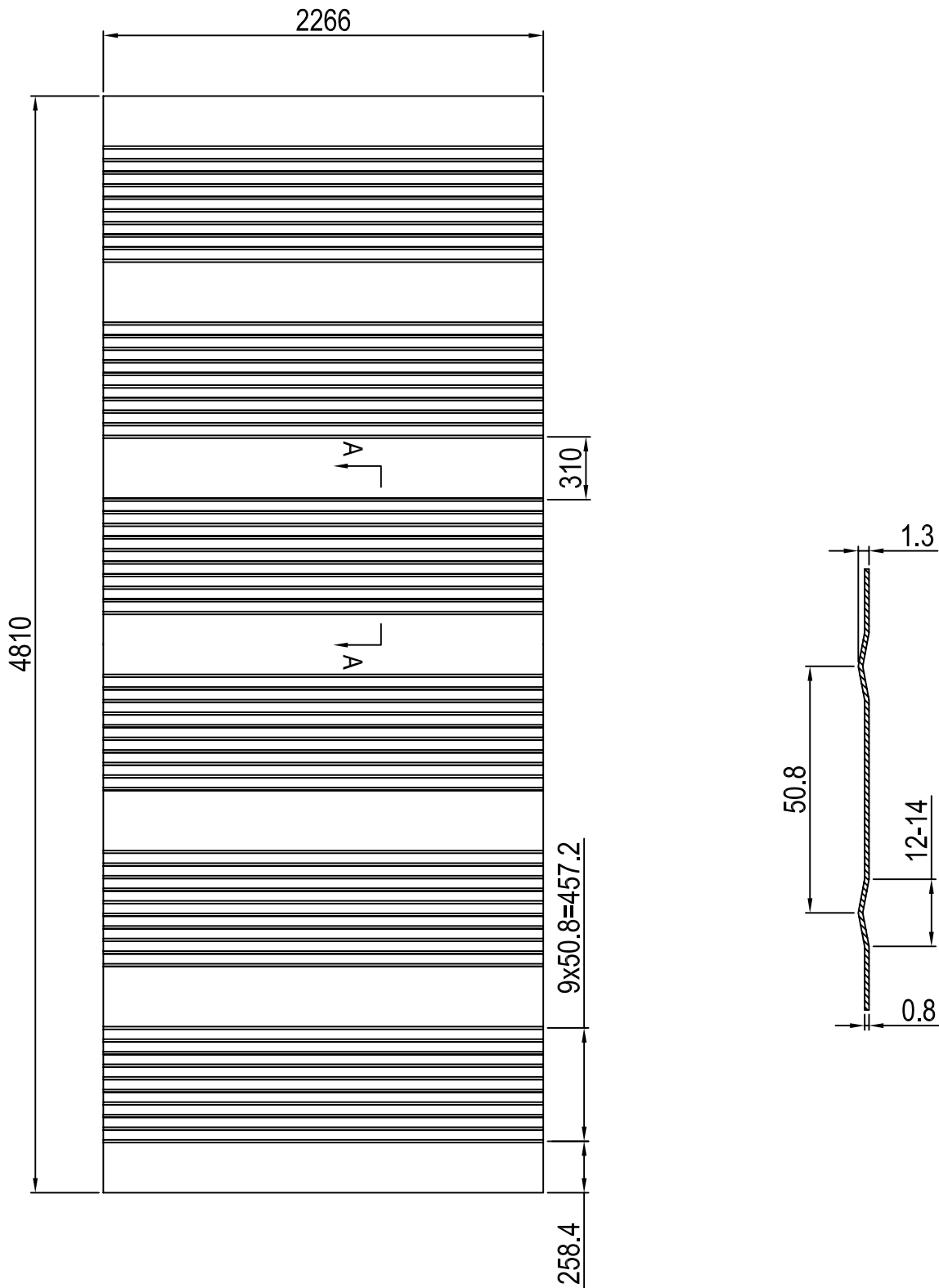


B - B

TITLE	Roof Lining	WEIGHT	
SPEC	0.8X2266X4810	MATERIAL	5052-H46
PART NO.	L&R-08-005	PAGE NO.	84

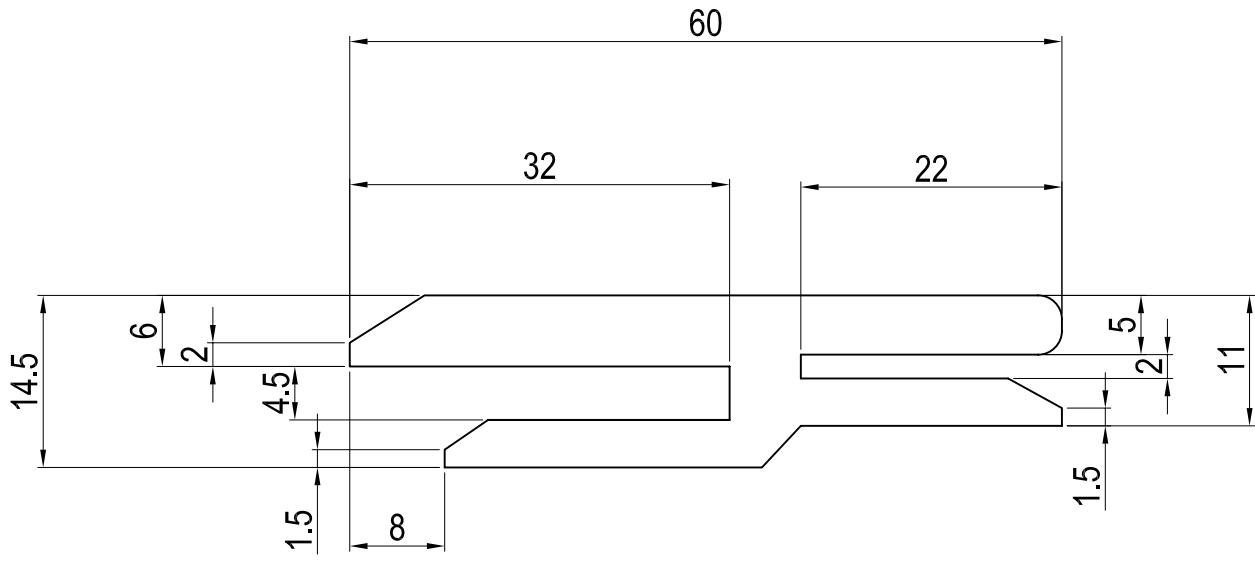


L&R



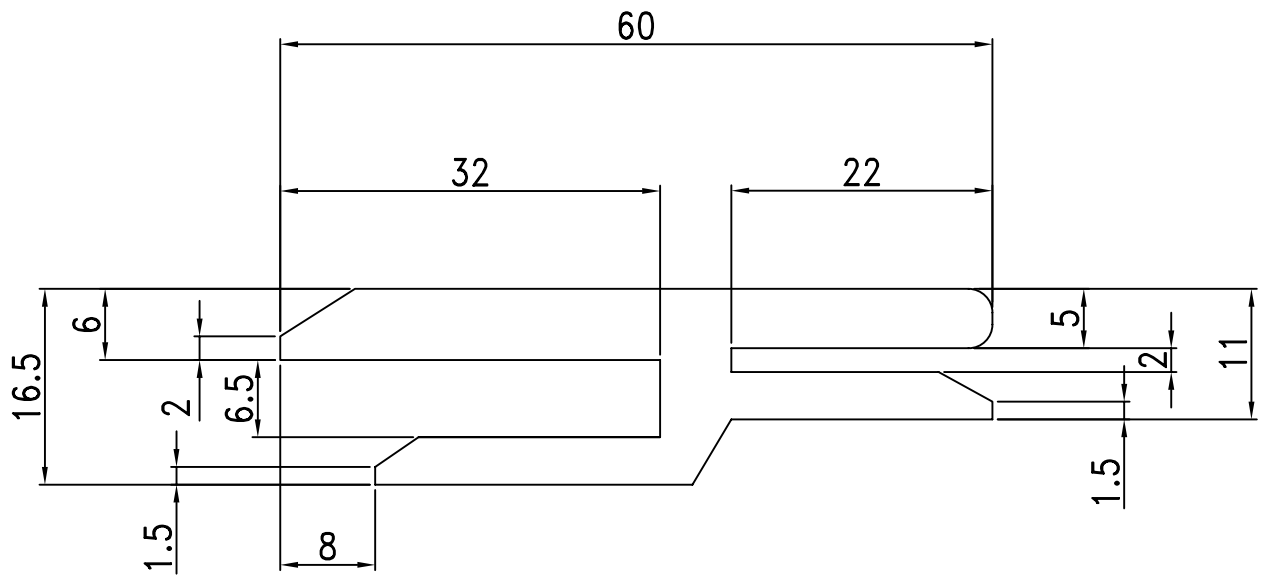
TITLE	Roof Lining	WEIGHT	
SPEC	0.8X4810X2266	MATERIAL	5052-H46
PART NO.	L&R-08-006	PAGE NO.	85





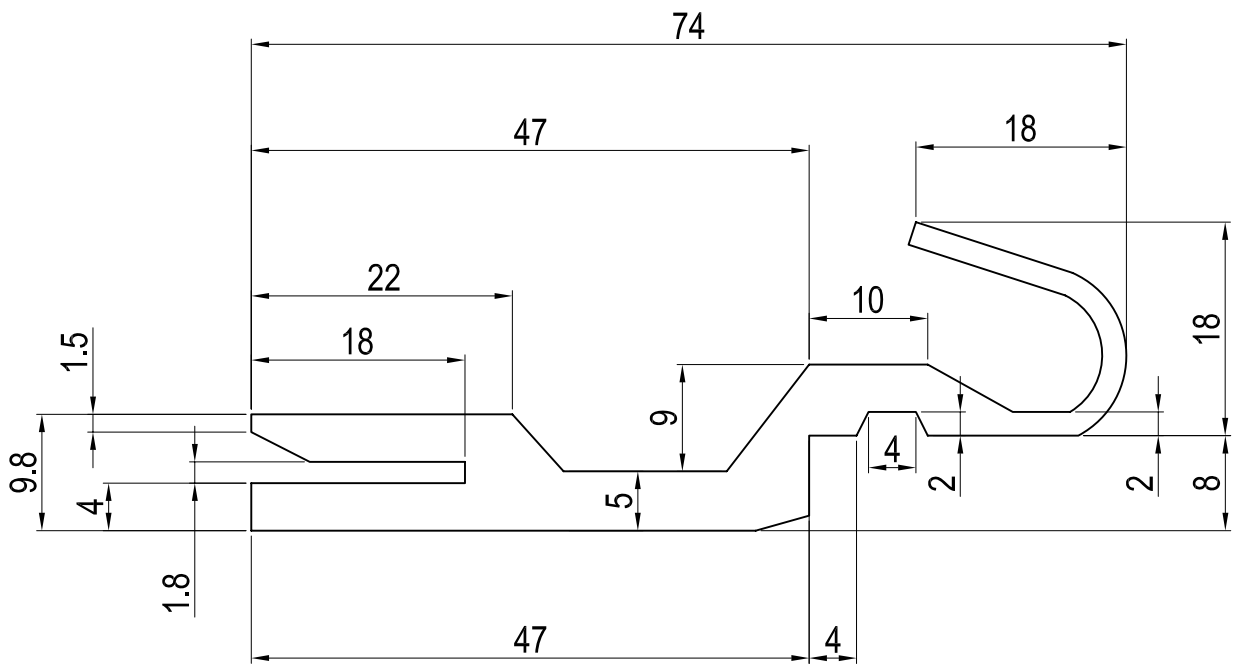
TITLE	Ledge	WEIGHT	
SPEC	L = 1911mm	MATERIAL	PVC
PART NO.	L&R-09-001	PAGE NO.	86





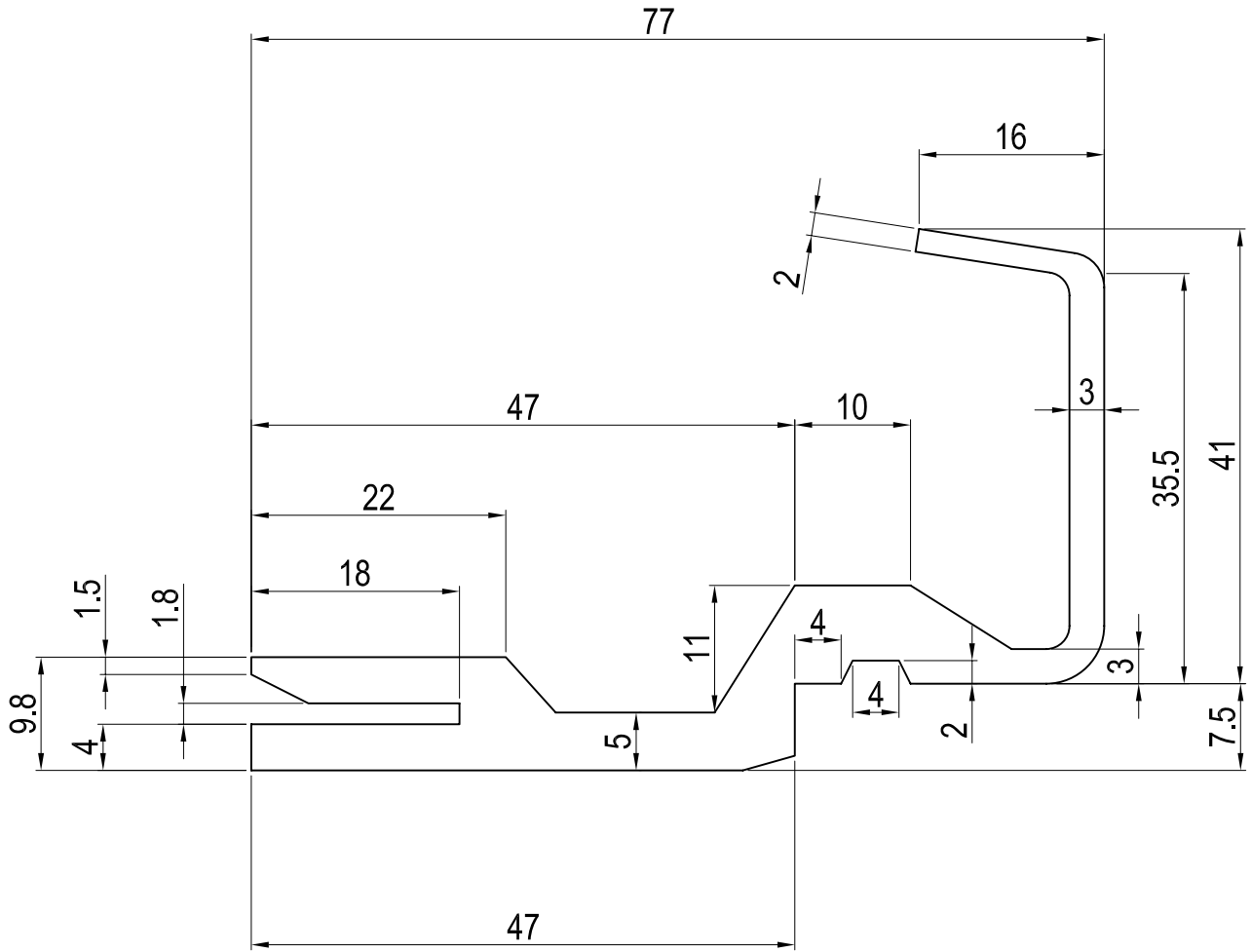
TITLE	Ledge PVC	WEIGHT	
SPEC	L=2121 mm	MATERIAL	PVC
PART NO.	L&R-09-002	PAGE NO.	87





TITLE	Ledge	WEIGHT	
SPEC	L=2580 mm	MATERIAL	PVC
PART NO.	L&R-09-003	PAGE NO.	88

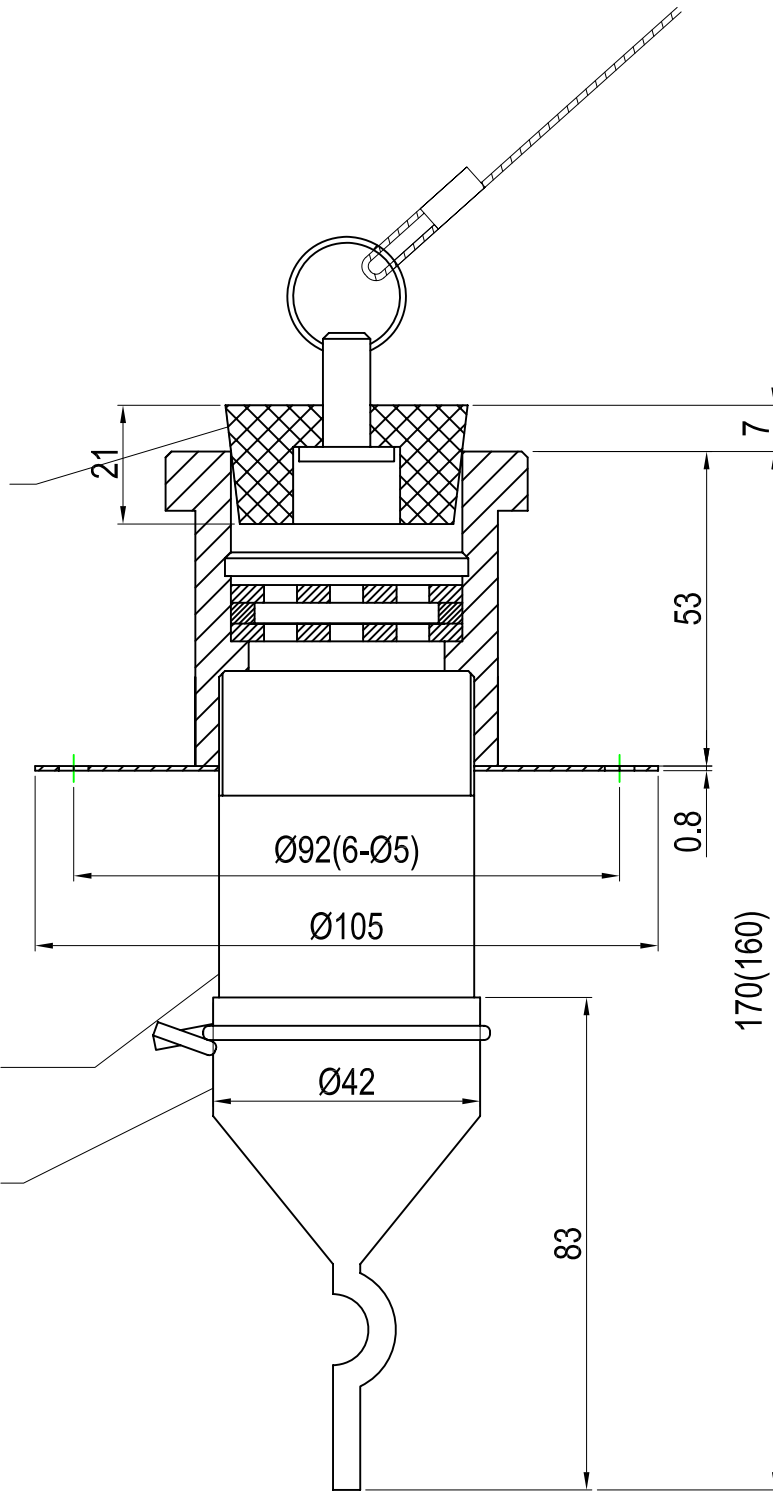




TITLE	Ledge PVC	WEIGHT	
SPEC	L=2286 mm	MATERIAL	PVC
PART NO.	L&R-09-004	PAGE NO.	89



L&R-09-006-7
PVC Plug



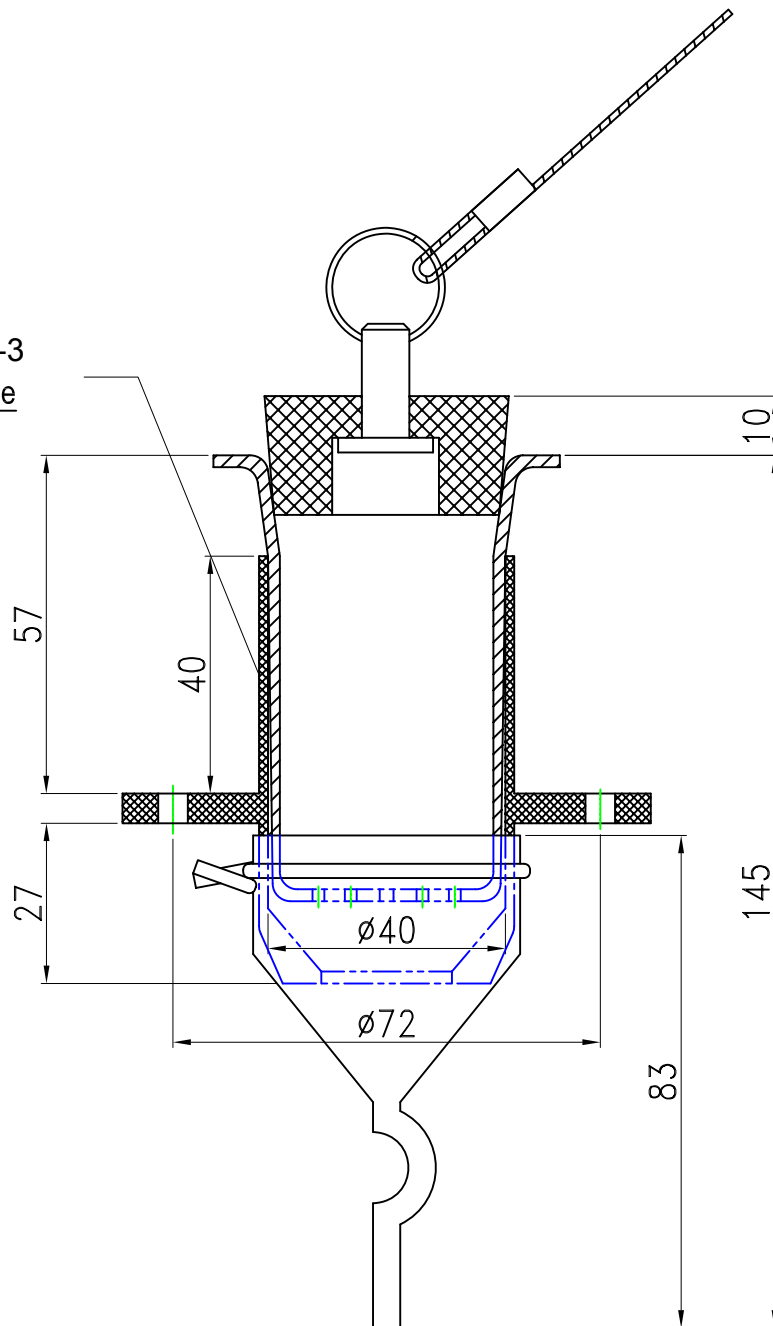
L&R-09-006-4
PVC Pipenippel

L&R-09-006-1
Kazzo

TITLE	Kazzo drain	WEIGHT	0.600KG
SPEC		MATERAL	
PART NO.	L&R-09-005/A	PAGE NO.	90

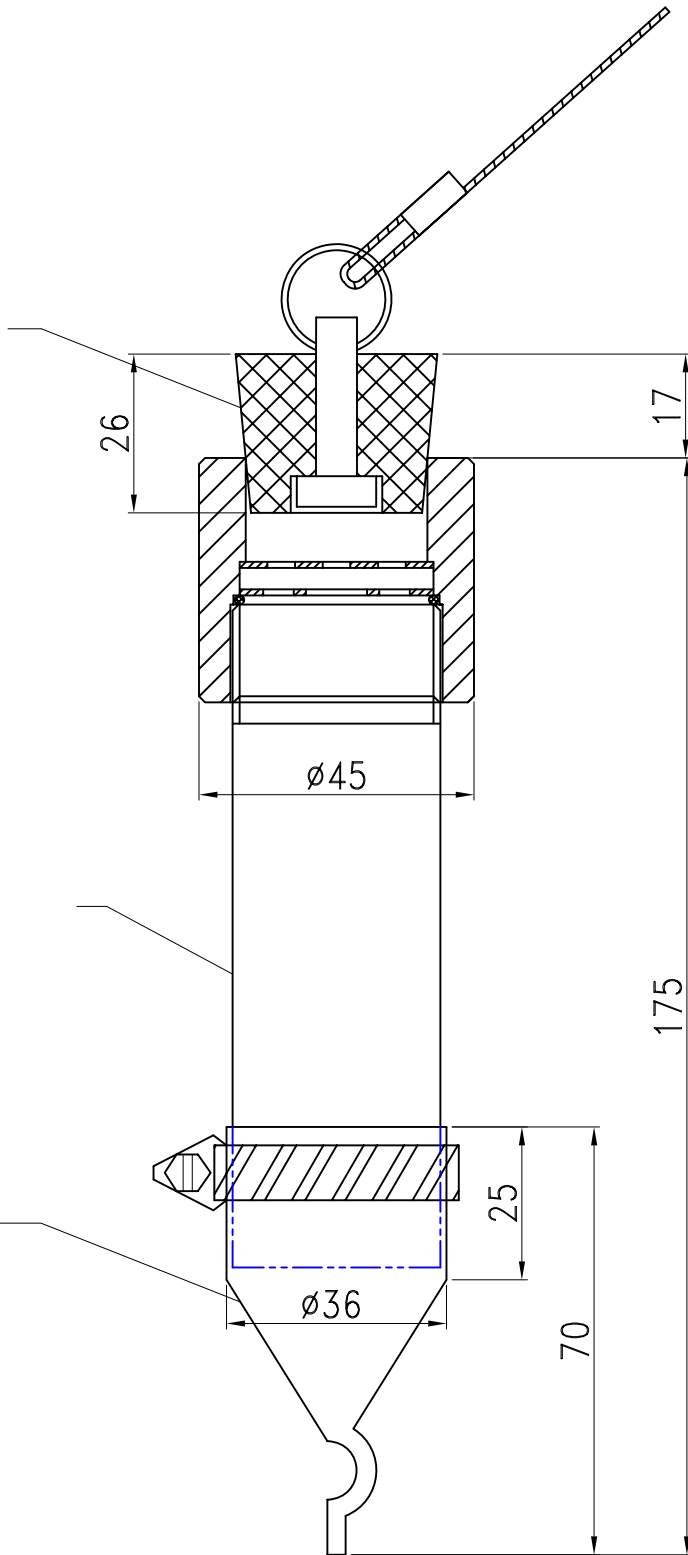


L&R-09-006-3
PVC Drain Pipe



TITLE	SCRC Drain	WEIGHT	0.200KG
SPEC		MATERIAL	
PART NO.	L&R-09-005/B1	PAGE NO.	91

L&R-09-006-6
PVC Plugs



L&R-09-006-5
PVC Pipenippel

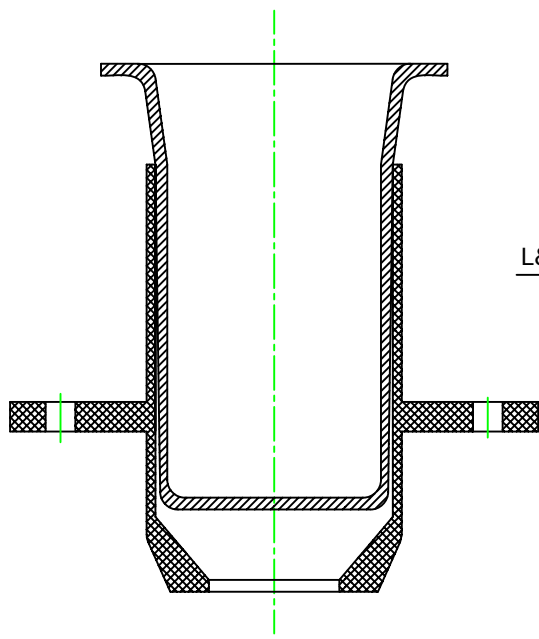
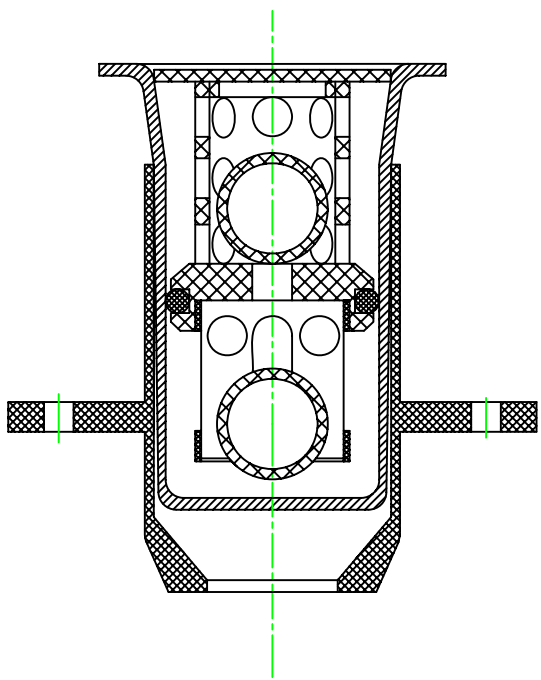
L&R-09-006-2
Kazzo

TITLE	Kazzo drain	WEIGHT	0.400KG
SPEC		MATERIAL	
PART NO.	L&R-09-005/B2	PAGE NO.	92

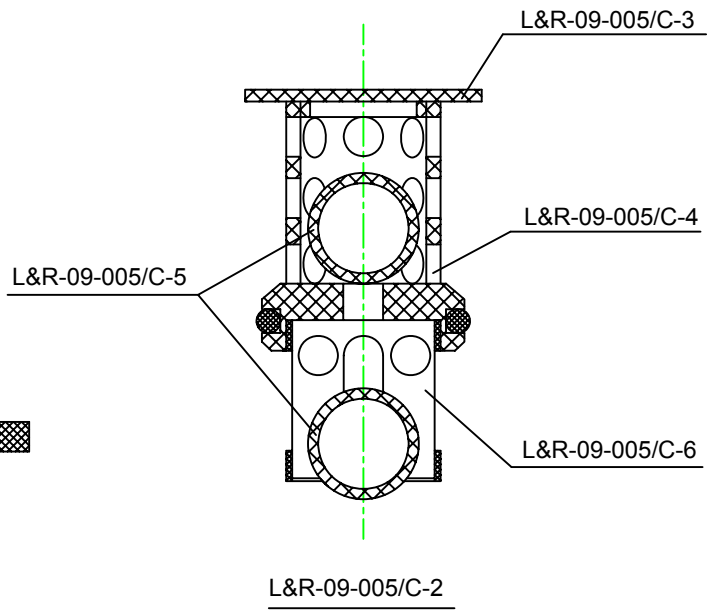


L&R

Part No.		Name
1	L&R-09-005/C	Auto Drain
2	L&R-09-005/C-1	Alu Tube
3	L&R-09-005/C-2	Auto Drain part
4	L&R-09-005/C-3	Cover
5	L&R-09-005/C-4	Upper Tube
6	L&R-09-005/C-5	Ball
7	L&R-09-005/C-6	Lower Tube



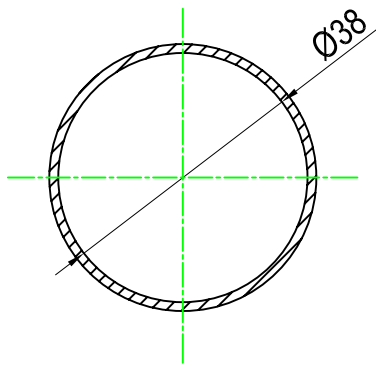
L&R-09-005/C-1



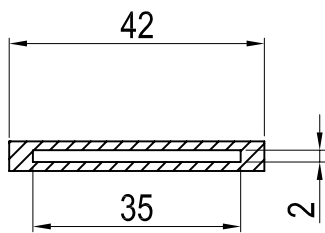
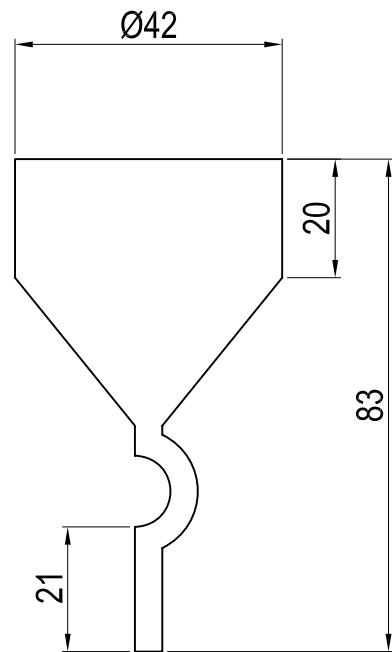
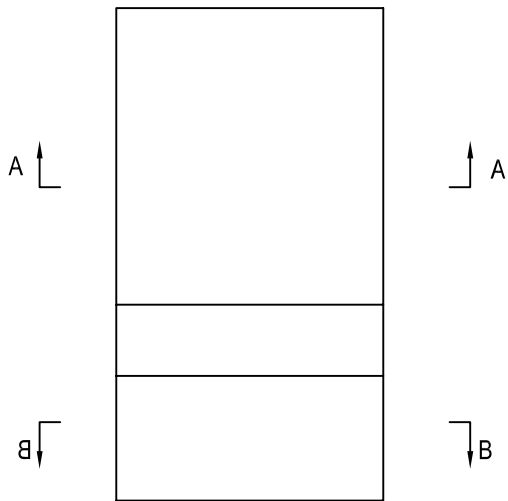
TITLE	Auto Drain	WEIGHT	0.150KG
SPEC		MATERIAL	
PART NO.	L&R-09-005/C	PAGE NO.	93



L&R



A-A

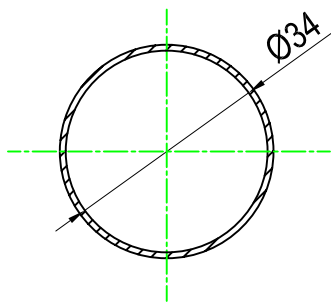


B-B

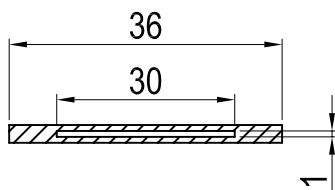
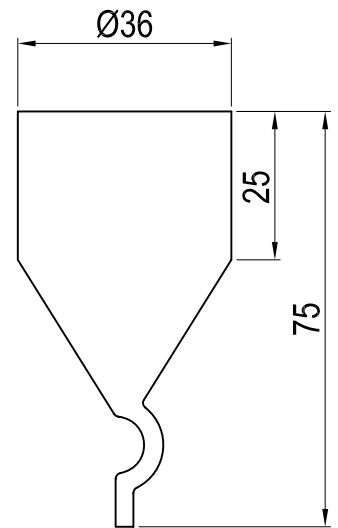
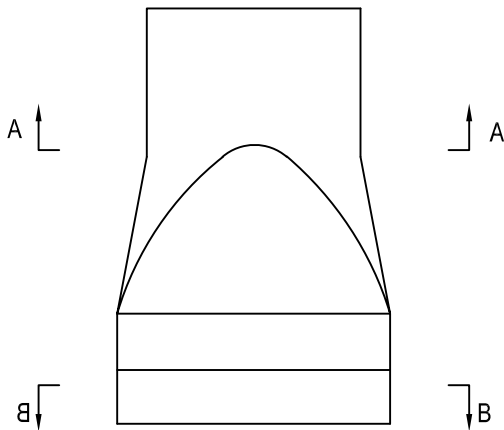
TITLE	Kazoo	WEIGHT	0.030KG
SPEC	Ø 42	MATERIAL	EPDM
PART NO.	L&R-09-006-1	PAGE NO.	93



L&R

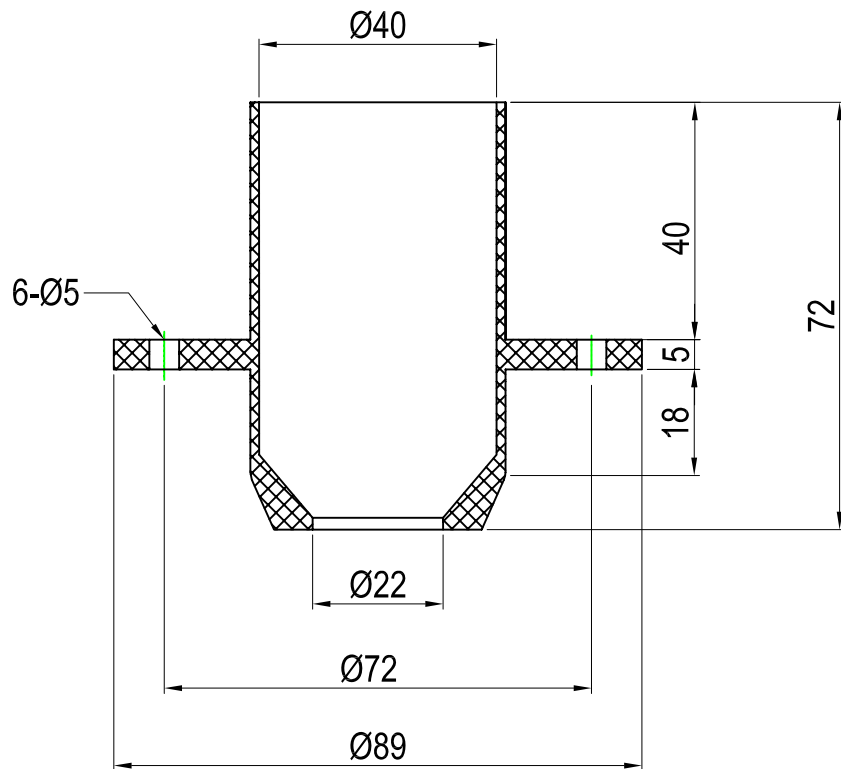


A-A



B-B

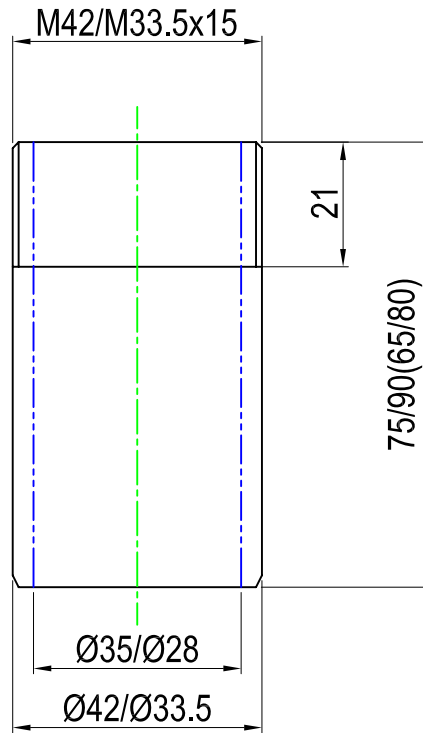
TITLE	Kazoo	WEIGHT	0.021KG
SPEC	Ø 36	MATERIAL	EPDM
PART NO.	L&R-09-006-2	PAGE NO.	95



TITLE	PVC Water Flange PVC	WEIGHT	0.045KG
SPEC		MATERIAL	PVC
PART NO.	L&R-09-006-3	PAGE NO.	96



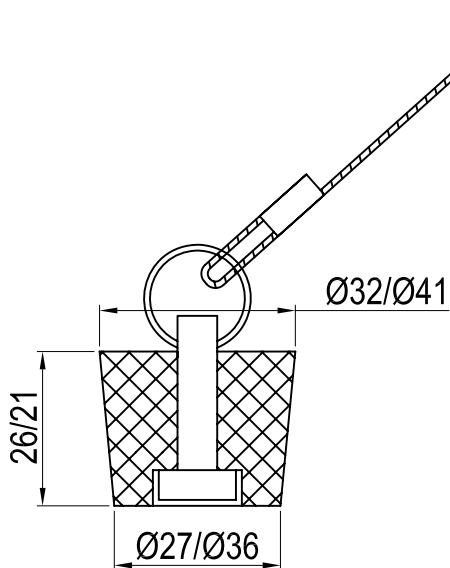
L&R



TITLE	PVC Pipenippel PVC	WEIGHT	0.030KG
SPEC	for Kazoo Ø42	MATERIAL	PVC
PART NO.	L&R-09-006-4/-5	PAGE NO.	97



L&R



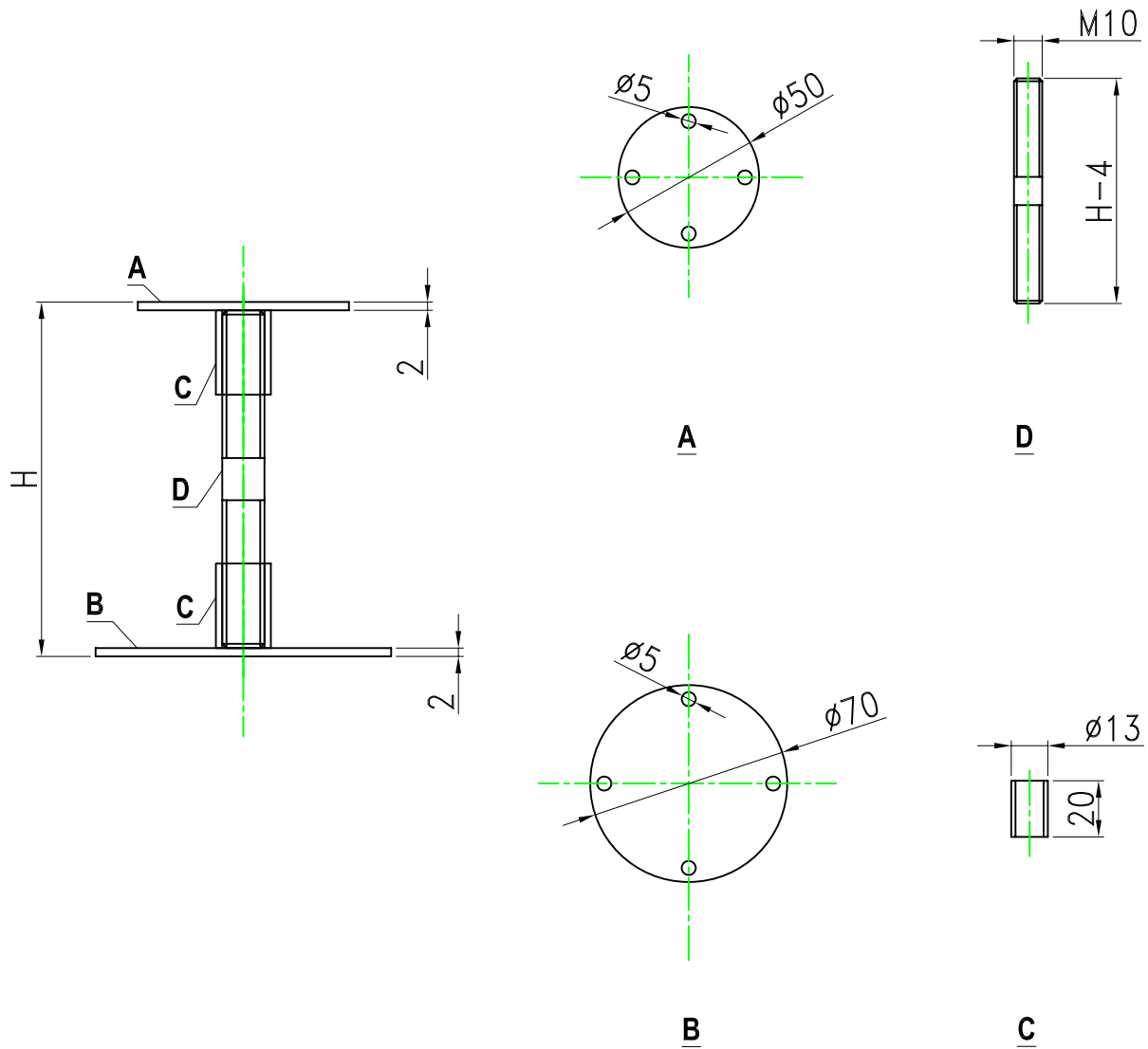
TITLE	PVC Plug f. drain	WEIGHT	0.040KG
SPEC		MATERIAL	EPDM
PART NO.	L&R-09-006-6/-7	PAGE NO.	98



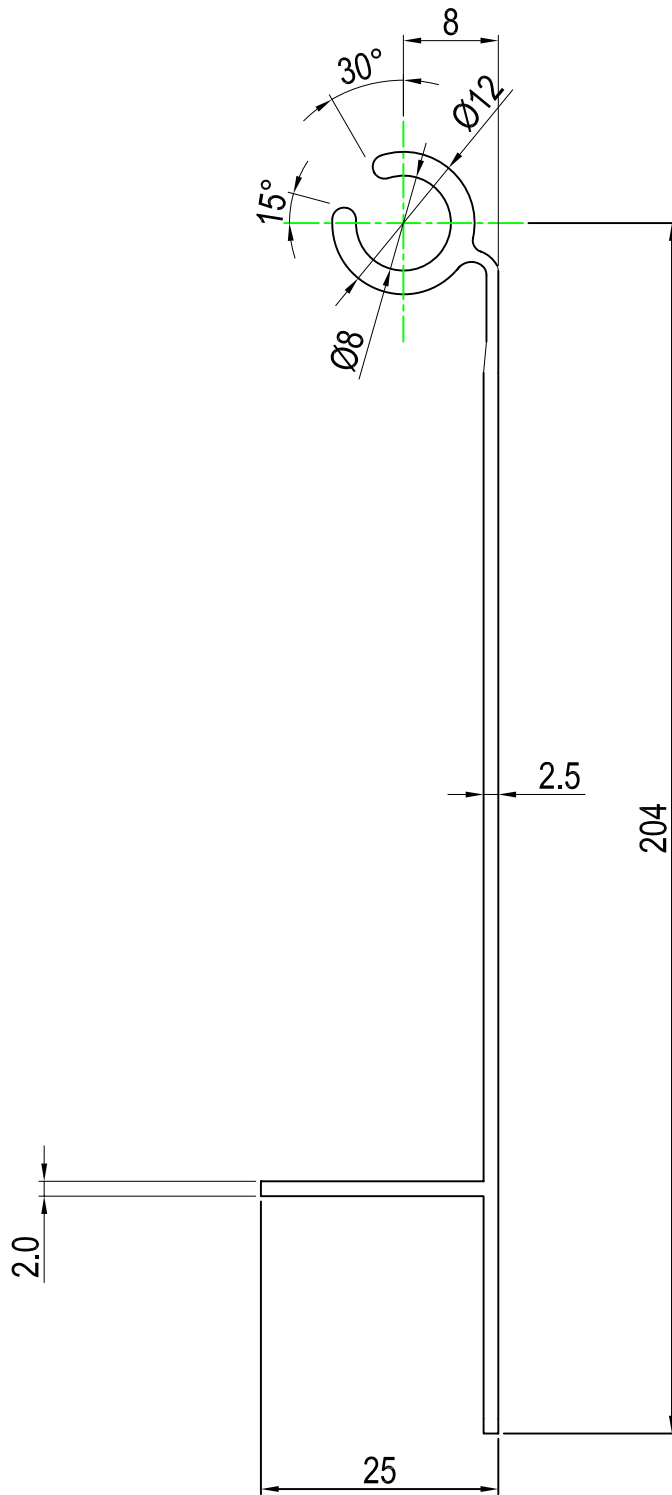
L&R

A	STAINLESS STEEL PLATE
B	STAINLESS STEEL PLATE
C	STAINLESS STEEL PIPE
D	NYLON ROD

PART NO.	SPECIFICATION
L&R-09-007	H=84 & H=112mm
L&R-09-007-1	H=110mm
L&R-09-007-2	H=120mm

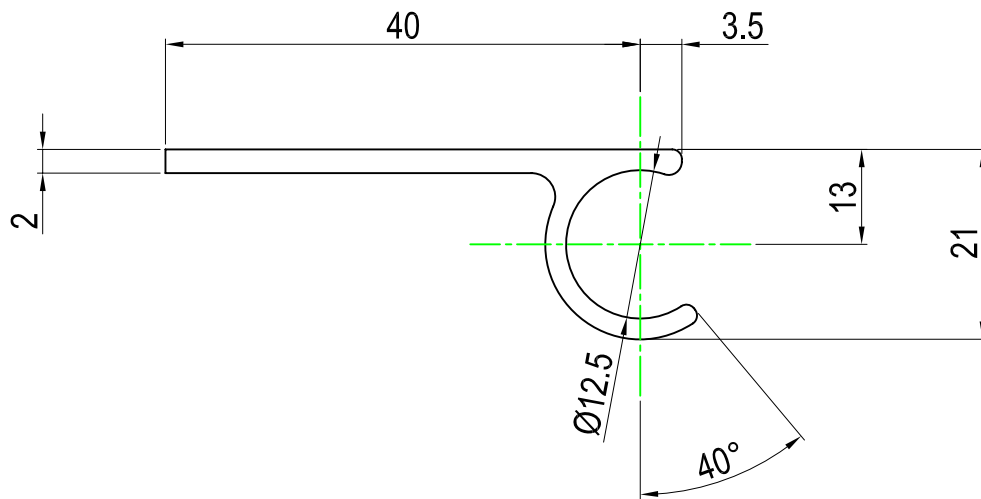


TITLE	Delamination	WEIGHT	0.111kg
SPEC		MATERIAL	SUS304&PVC
PART NO.	L&R-09-007	PAGE NO.	99



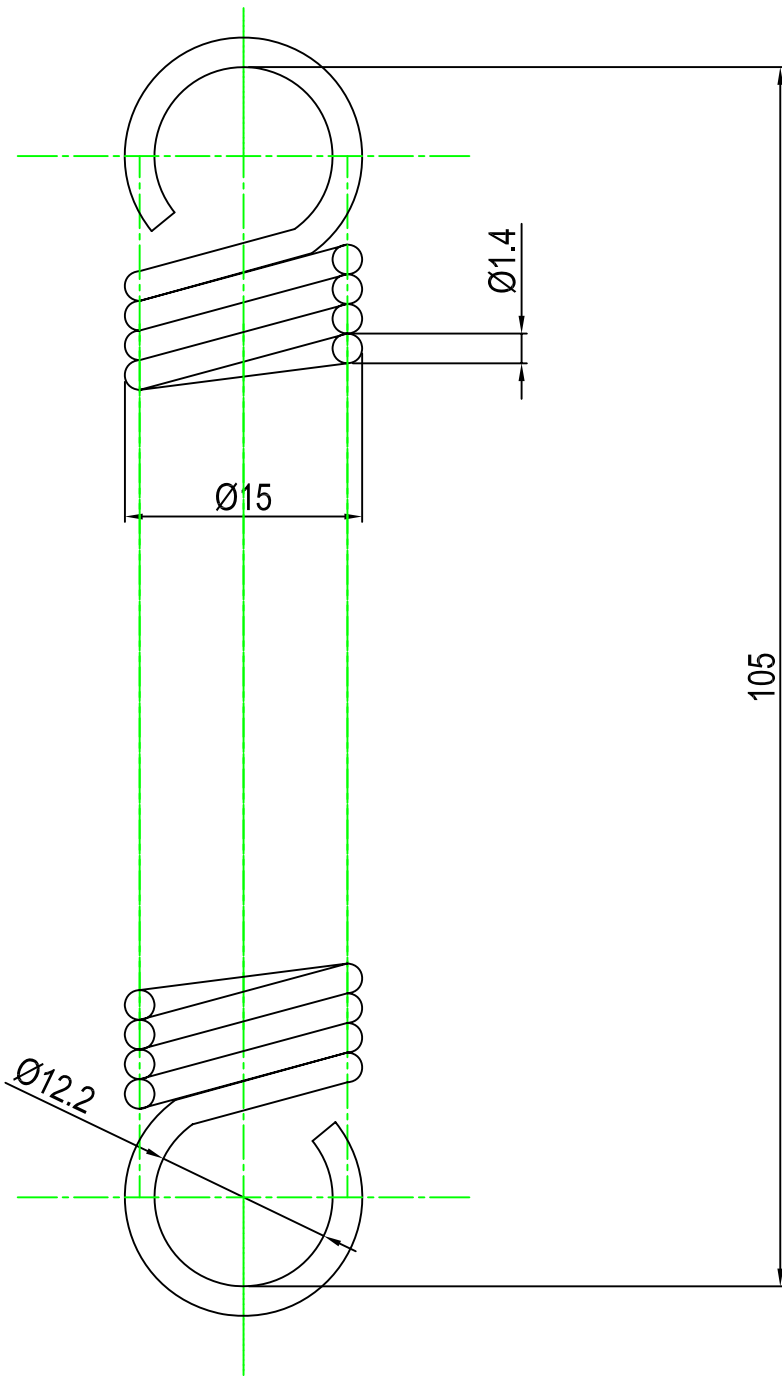
TITLE	Unit Side Door (A)	WEIGHT	3.5KG
SPEC	L=1900mm	MATERIAL	6061-T6
PART NO.	L&R-10-001	PAGE NO.	100





TITLE	Unit Side Door (B)	WEIGHT	0.7kg
SPEC	L=1888mm	MATERIAL	6061-T6
PART NO.	L&R-10-002	PAGE NO.	101

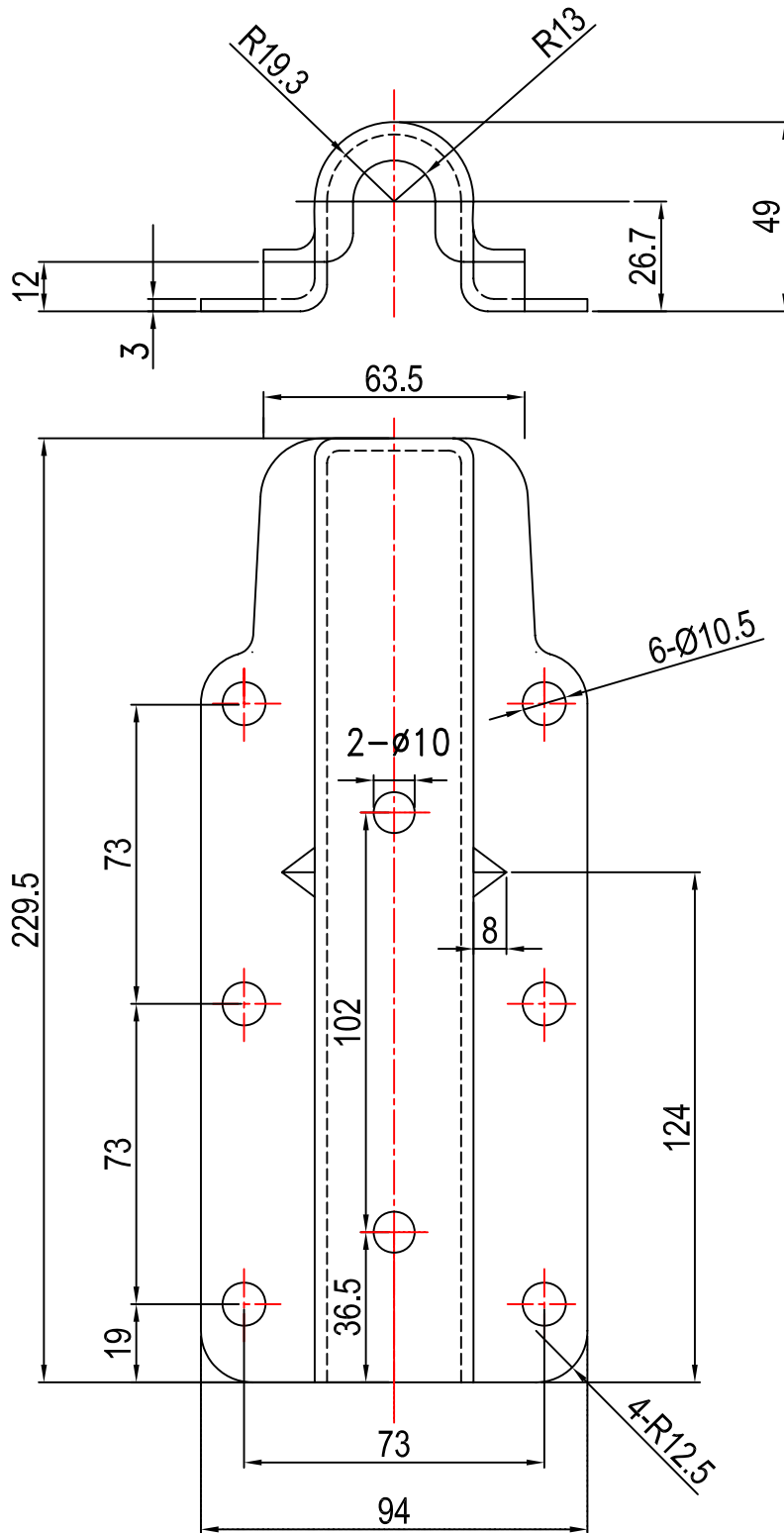




TITLE	Tension Spring	WEIGHT	0.075KG
SPEC		MATERIAL	SUS304
PART NO.	L&R-10-003	PAGE NO.	102

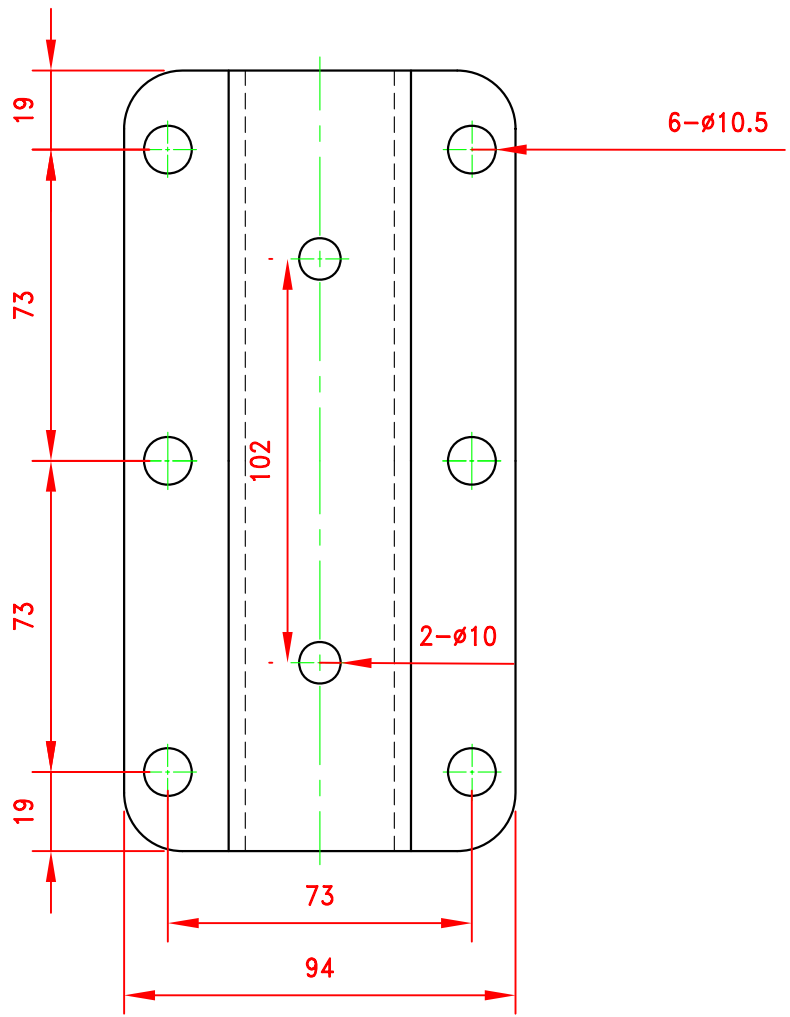
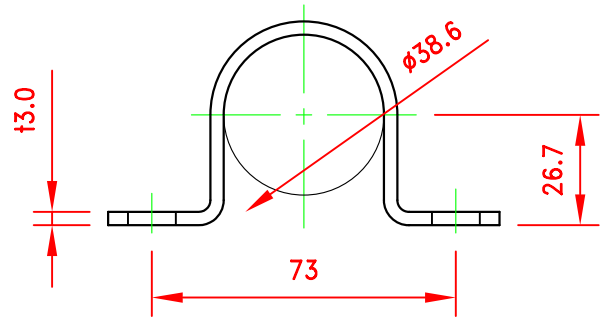


L&R



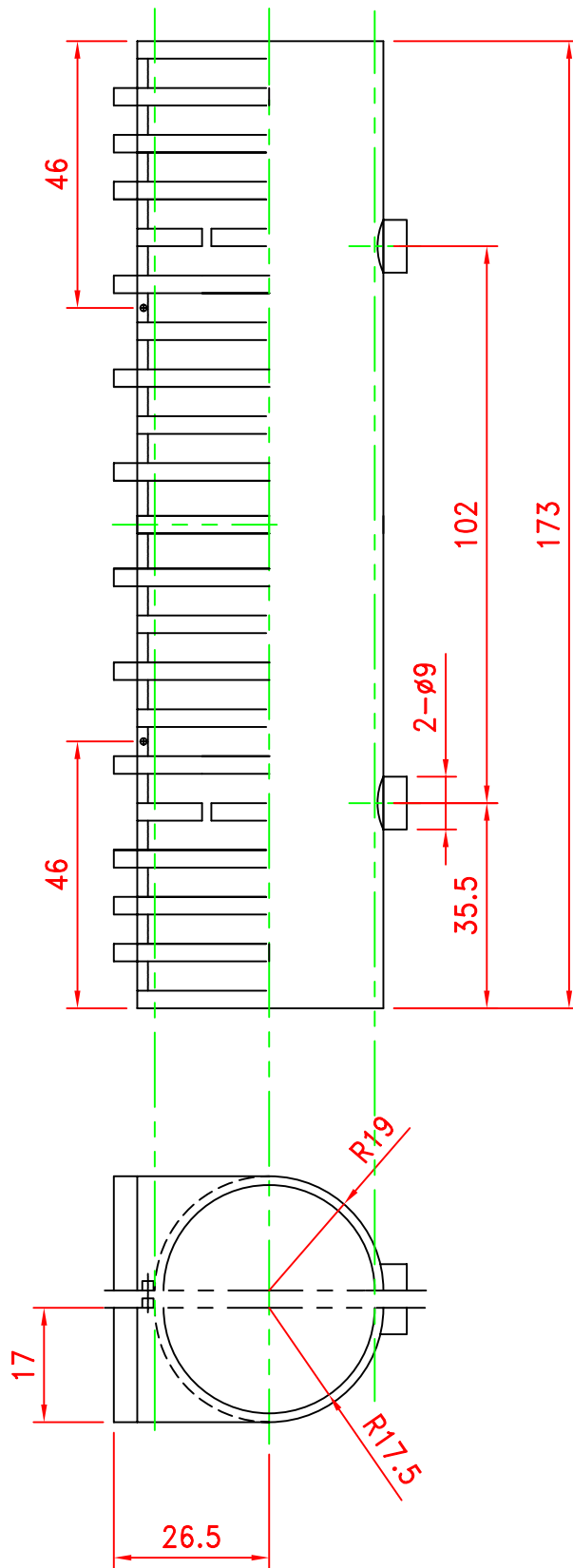
TITLE	Bearing Bracket Outer L	WEIGHT	
SPEC		MATERIAL	SS41
PART NO.	L&R-10-005	PAGE NO.	104





TITLE	Bearing Bracket Outer L	WEIGHT	
MODEL		MATERIAL	
PART NO.	L&R-10-005-1	UNIT	mm
		PAGE NO.	105



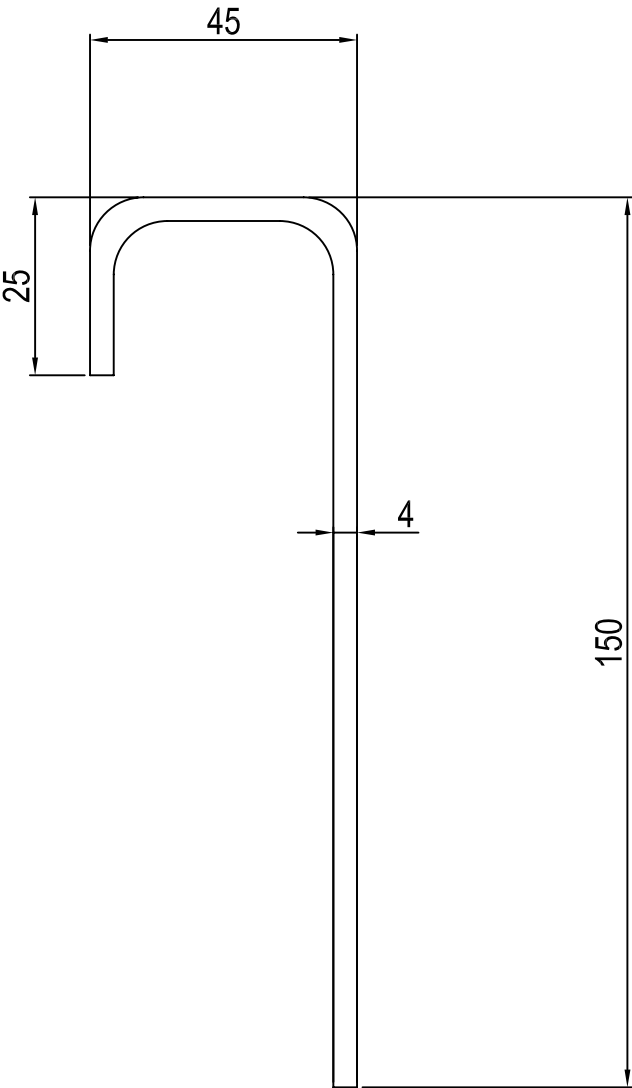


TITLE	Large Split Bush For Reefer	WEIGHT	
MODEL		MATERIAL	
PART NO.	L&R-10-003	UNIT	mm
		PAGE NO.	106



L&R

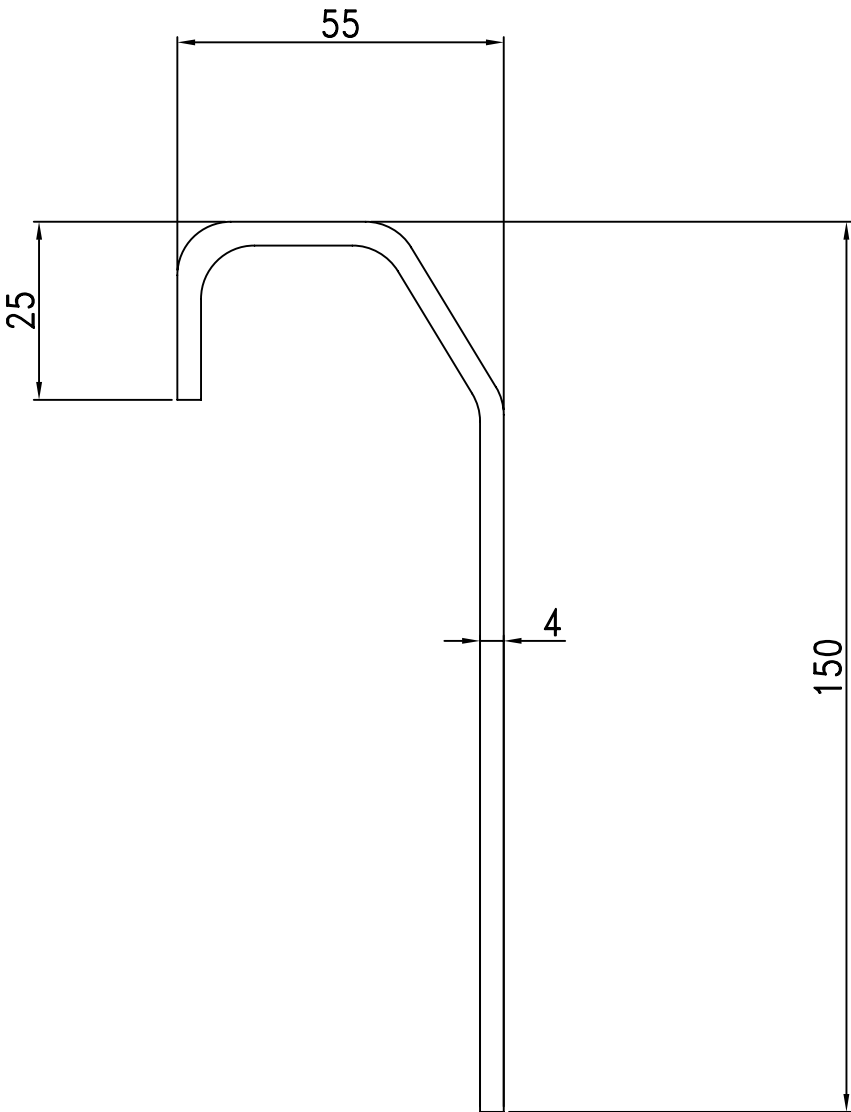
Type	Param	Spec
1	L	5700
2	L	11834



TITLE	Top Side Rail	WEIGHT	
SPEC		MATERIAL	CORTEN
PART NO.	L&R-11-001	PAGE NO.	107



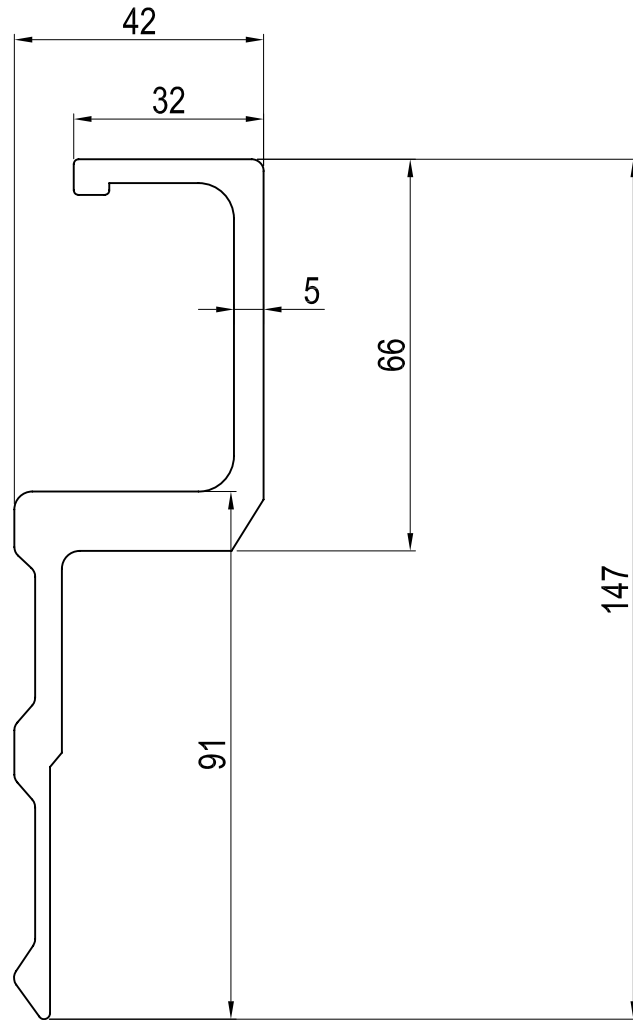
Type	Param	Spec
1	L	5700
2	L	11834



TITLE	Top Side Rail	WEIGHT	
SPEC		MATERIAL	CORTEN
PART NO.	L&R-11-002	PAGE NO.	108



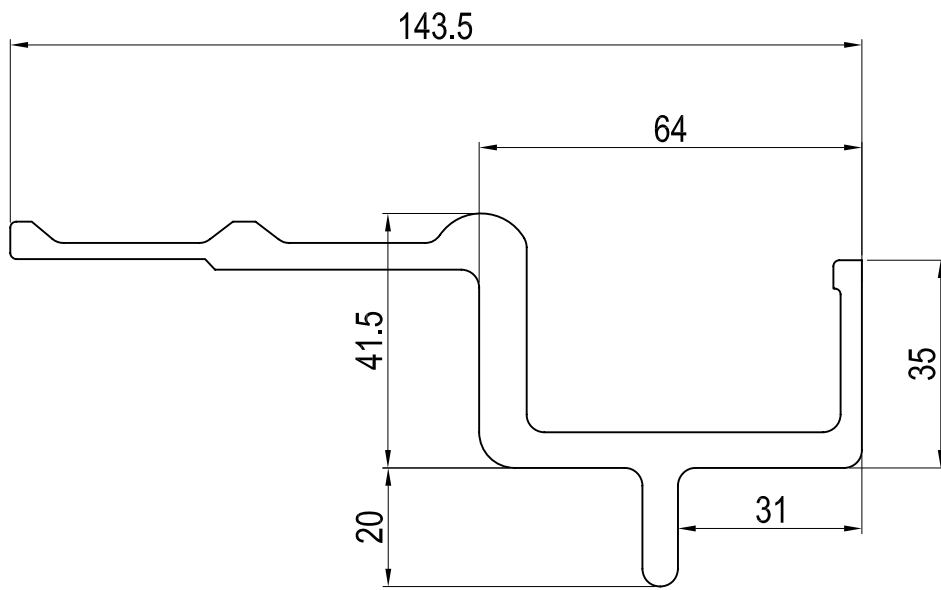
L&R



TITLE	Top Side Rail	WEIGHT	19.5kgs
SPEC	L=5702mm	MATERIAL	6061-T6
PART NO.	L&R-11-004	PAGE NO.	109

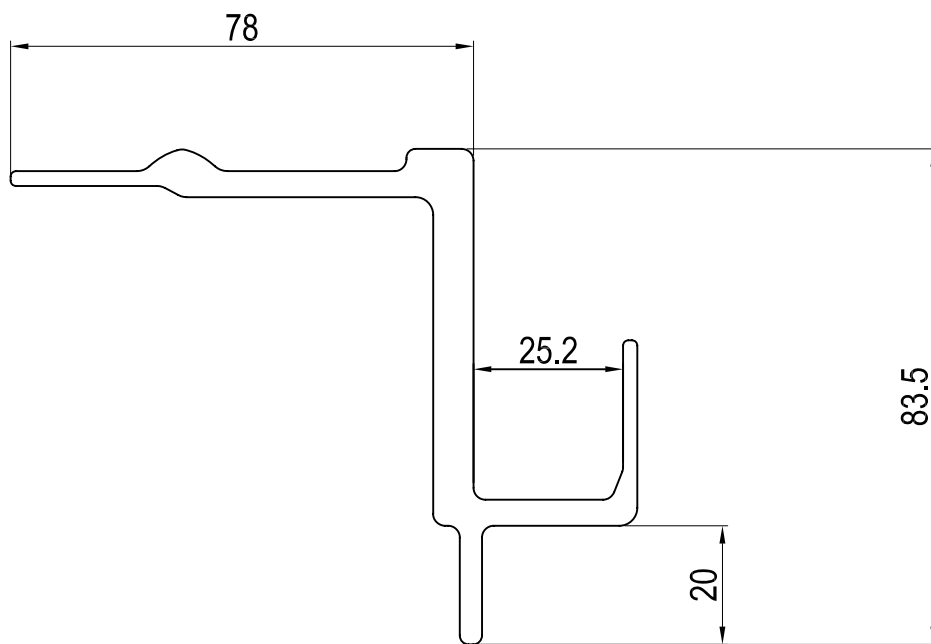


L&R



TITLE	Top Side Rail	WEIGHT	20.2991kgs
SPEC	L=5702 mm	MATERIAL	6061-T6
PART NO.	L&R-11-007	PAGE NO.	110

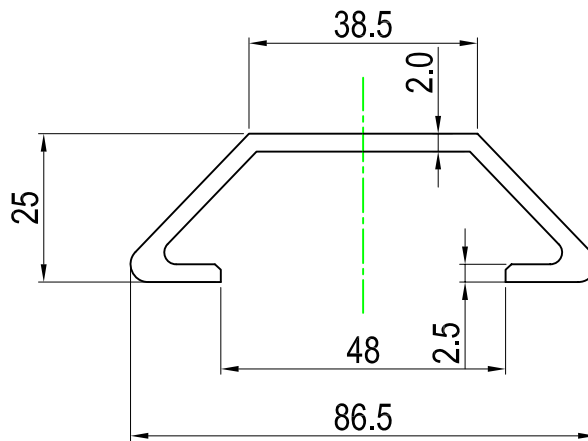




TITLE	Top Side Rail	WEIGHT	16.821
SPEC	L=5702mm, H=83.5	MATERIAL	6061-T6
PART NO.	L&R-11-008	PAGE NO.	111



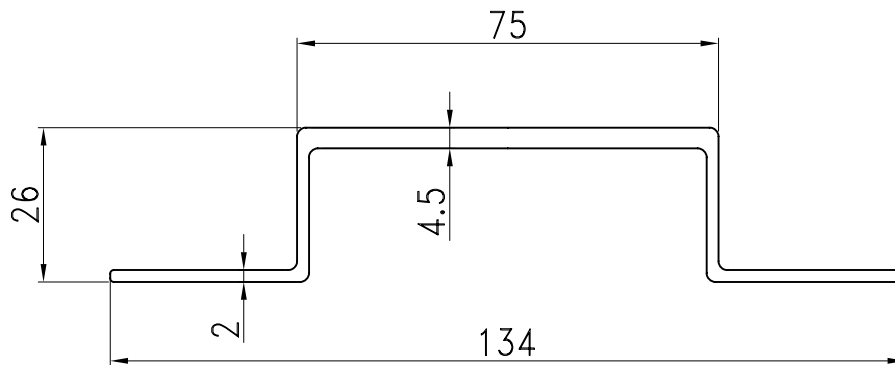
L&R



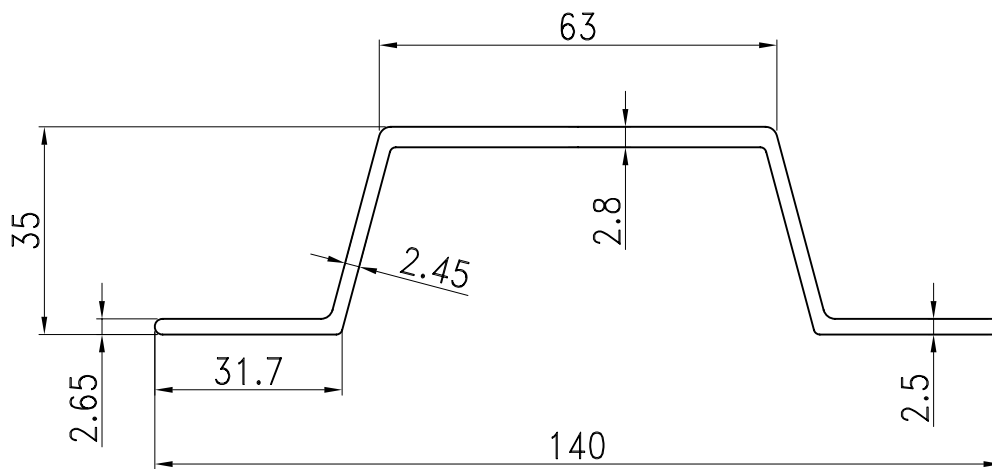
TITLE	Roof Bow	WEIGHT	2.068kgs
SPEC	L=2345mm	MATERIAL	6061-T6
PART NO.	L&R-11-009	PAGE NO.	112



L&R

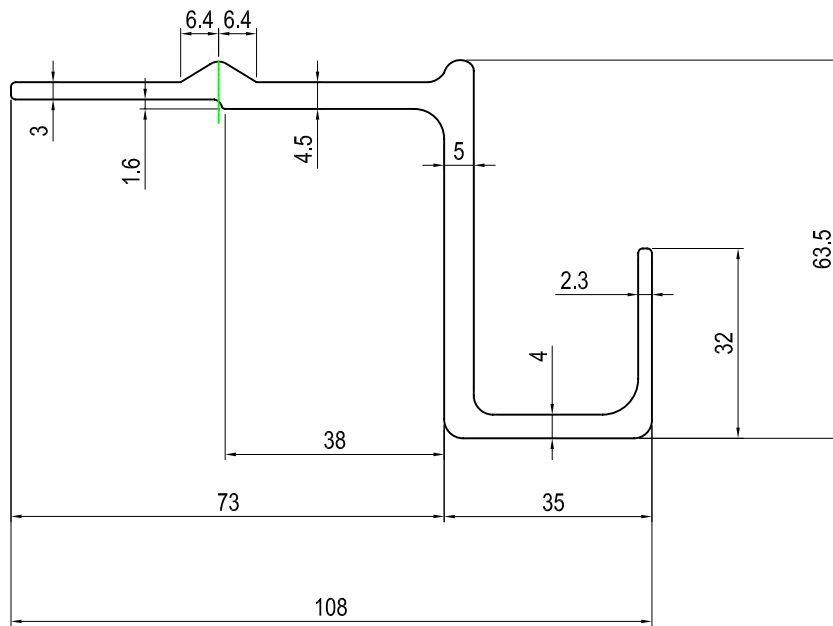


L&R-11-010-1 Side Post Inner



L&R-11-010-2 Side Post Outer

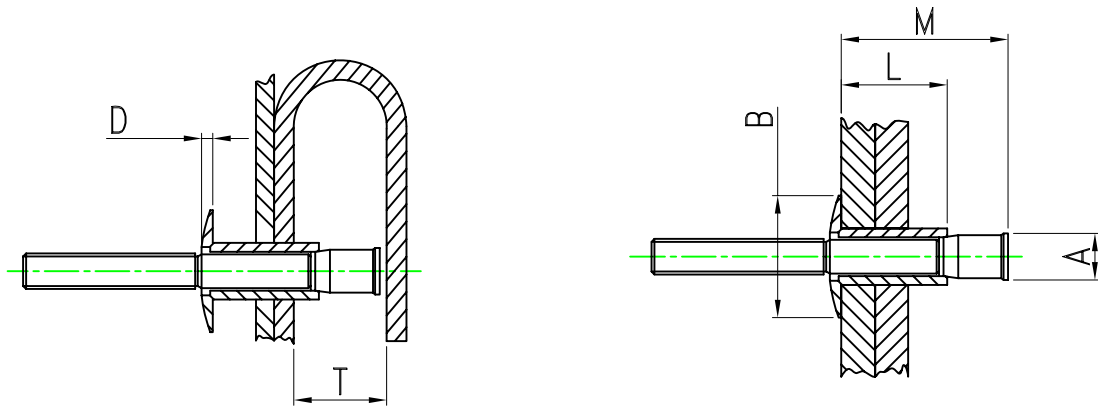
TITLE	Side Post Inner / Outer	WEIGHT	
SPEC	L=2780mm	MATERIAL	6061-T6
PART NO.	L&R-11-010	PAGE NO.	113



TITLE	Top Side Rail	WEIGHT	11.518kgs
SPEC	L=5702 mm	MATERIAL	6061-T6
PART NO.	L&R-11-012	PAGE NO.	114



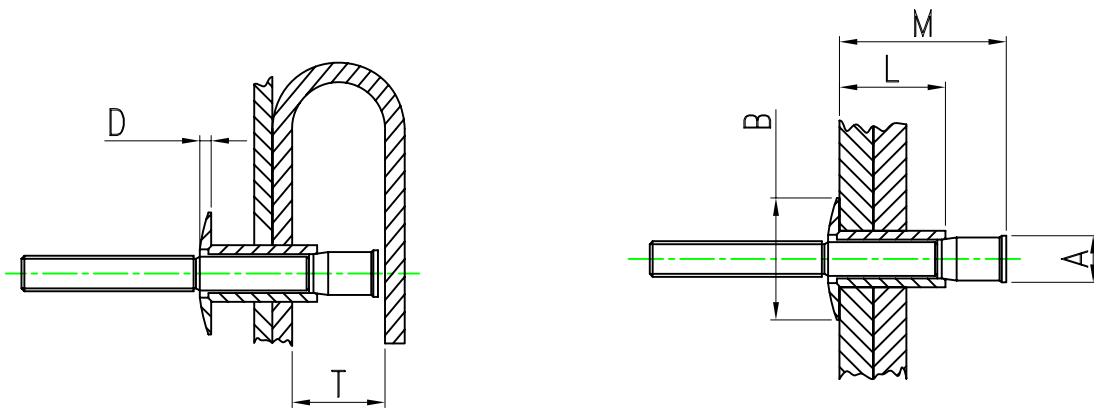
L&R



Code No.	Spec	Inches				Millimetres			
		A	B	D	T	A	B	D	T
L&R-12-001A	2711-0613	0.1895	0.395	0.073	0.410	4.81	10.03	1.85	10.41
		0.1870	0.375	0.067		4.75	9.52	1.70	
L&R-12-001B	2711-0617	0.1895	0.395	0.073	0.530	4.81	10.03	1.85	13.46
		0.1870	0.375	0.067		4.75	9.52	1.70	
L&R-12-001C	2711-0817	0.2560	0.525	0.104	0.480	6.50	13.33	2.64	12.19
		0.2540	0.505	0.096		6.45	12.83	2.44	
L&R-12-001D	2711-0824	0.2560	0.525	0.104	0.710	6.50	13.33	2.64	18.03
		0.2540	0.505	0.096		6.45	12.83	2.44	
		L		M		L		M	
L&R-12-001A	2711-0613	0.411		0.716		10.44		18.19	
		0.401				10.19			
L&R-12-001B	2711-0617	0.536		0.962		13.61		24.44	
		0.526				13.36			
L&R-12-001C	2711-0817	0.556		0.933		14.12		23.70	
		0.544				13.82			
L&R-12-001D	2711-0824	0.756		1.366		19.20		34.70	
		0.744				18.90			

TITLE	Monobolt	WEIGHT	
SPEC		MATERIAL	Stainless Steel
PART NO.	L&R-12-001	PAGE NO.	115





Code No.	Spec	Inches				Millimetres			
		A	B	D	T	A	B	D	T
L&R-12-002A	2774-0613	0.1895	0.395	0.073	0.410	4.81	10.03	1.85	10.41
		0.1870	0.375	0.067		4.75	9.52	1.70	
L&R-12-002B	2774-0617	0.1895	0.395	0.073	0.510	4.81	10.03	1.85	12.95
		0.1870	0.375	0.067		4.75	9.52	1.70	
L&R-12-002C	2774-0817	0.2560	0.525	0.104	0.510	6.50	13.33	2.64	12.95
		0.2540	0.505	0.096		6.45	12.83	2.44	
L&R-12-002D	2774-0824	0.2560	0.525	0.104	0.710	6.50	13.33	2.64	18.03
		0.2540	0.505	0.096		6.45	12.83	2.44	
		L		M		L		M	
L&R-12-002A	2774-0613	0.411		0.721		10.44		18.31	
		0.401				10.19			
L&R-12-002B	2774-0617	0.536		0.946		13.61		24.03	
		0.526				13.36			
L&R-12-002C	2774-0817	0.556		0.965		14.12		24.51	
		0.544				13.82			
L&R-12-002D	2774-0824	0.756		1.366		19.20		34.70	
		0.744				18.90			

TITLE	Monobolt	WEIGHT	
SPEC		MATERIAL	Aluminium
PART NO.	L&R-12-002	PAGE NO.	116



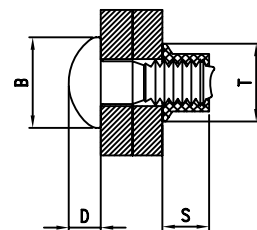
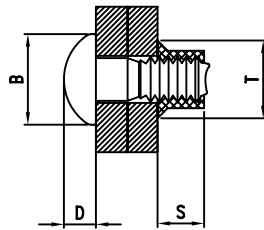
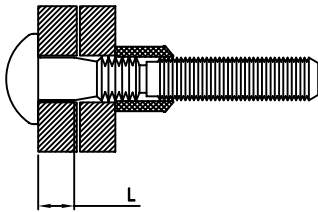
L = Length (Underhead to end of shank)

B = Head Diameter

D = Head Thickness

S = Length (Back of workpiece to pin break)

T = Diameter of Placed Collar



FULL COLLAR

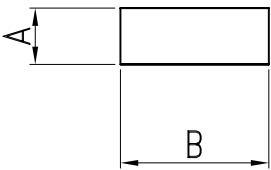
FLANGED COLLAR

Code No.	Reference No.	L	B	D	Full Collar		Flanged Collar	
					S max.	T max.	S max.	T max.
		nom.	max.	max.				
L&R-13-001	2801-0804	4.75	13.3	4.1	12.2	10.8		
L&R-13-002	2801-0806	7.92						
L&R-13-003	2801-0808	11.10						
L&R-13-004	2839-08	Full Collar for the Ø6.4 Alu Hockbolt						
L&R-13-005	2801-1004	3.18	16.7	5.4	15.5	13.4		
L&R-13-006	2801-1006	6.35						
L&R-13-007	2801-1008	9.53						
L&R-13-008	2837-10	Full Collar for the Ø8 Alu Hockbolt						
L&R-13-009	2801-1204	3.18	20.00	6.5	18.5	15.8	18.5	19.8
L&R-13-010	2801-1206	6.35						
L&R-13-011	2801-1208	9.53						
L&R-13-012	2801-1210	12.70						
L&R-13-013	2801-1212	15.88						
L&R-13-014	2801-1214	19.05						
L&R-13-015	2801-1216	22.23						
L&R-13-016	2801-1218	25.40						
L&R-13-017	2801-1220	28.58						
L&R-13-018	2801-1222	31.75						
L&R-13-019	2801-1222	31.75						
L&R-13-020	2801-1224	34.93						
L&R-13-021	2801-1226	38.10						
L&R-13-022	2805-12(2837-12)	Full Collar for the Ø10 Alu Hockbolt						
L&R-13-023	2809-12	Flanged Collar for the Ø10 Alu Hockbolt						

TITLE	Alu Hockbolt & Collar	WEIGHT	
SPEC		MATERIAL	Aluminium Alloy
PART NO.	L&R-13	PAGE NO.	117

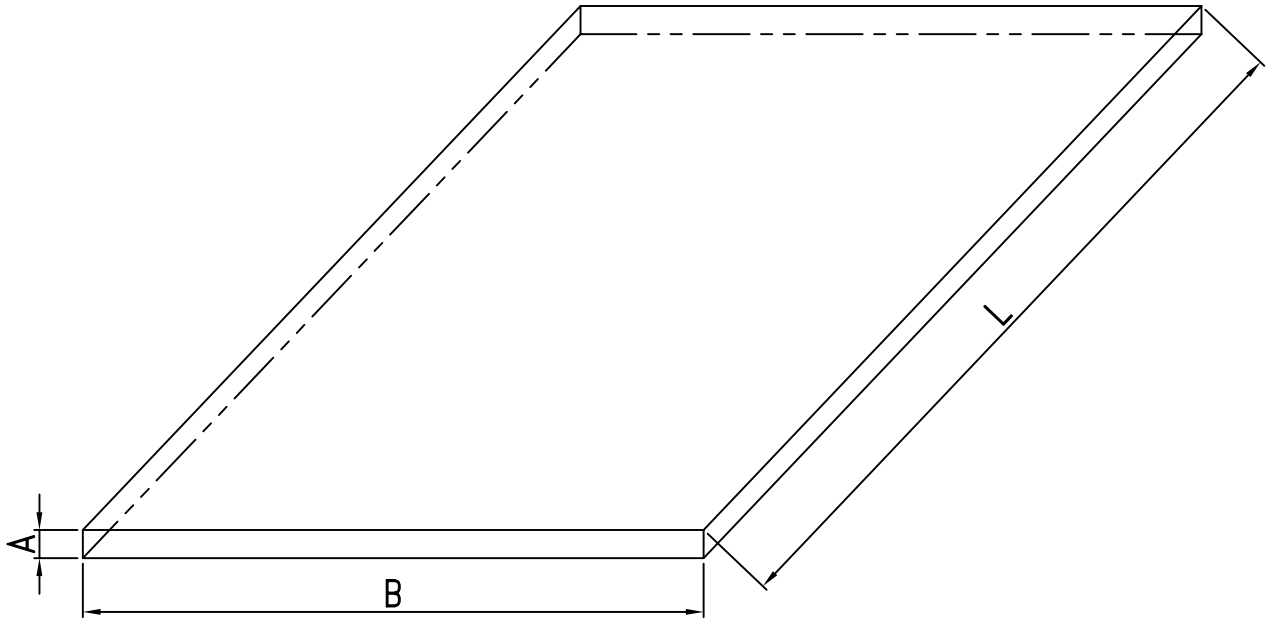


Type	A	B	L	WEIGHT
L&R-14-001-1	9.5	25	3000	0.70kg/m
L&R-14-002-1	9.5	51	3000	1.33kg/m
L&R-14-003-1	9.5	89	3000	2.31kg/m
L&R-14-004-1	9.5	100	3000	2.60kg/m
L&R-14-005-1	9.5	127	3000	3.30kg/m
L&R-14-006-1	10	125	3000	3.40kg/m
L&R-14-007-1	13	89	3000	3.42kg/m
L&R-14-008-1	6.0	130	2400	3.42kg/m

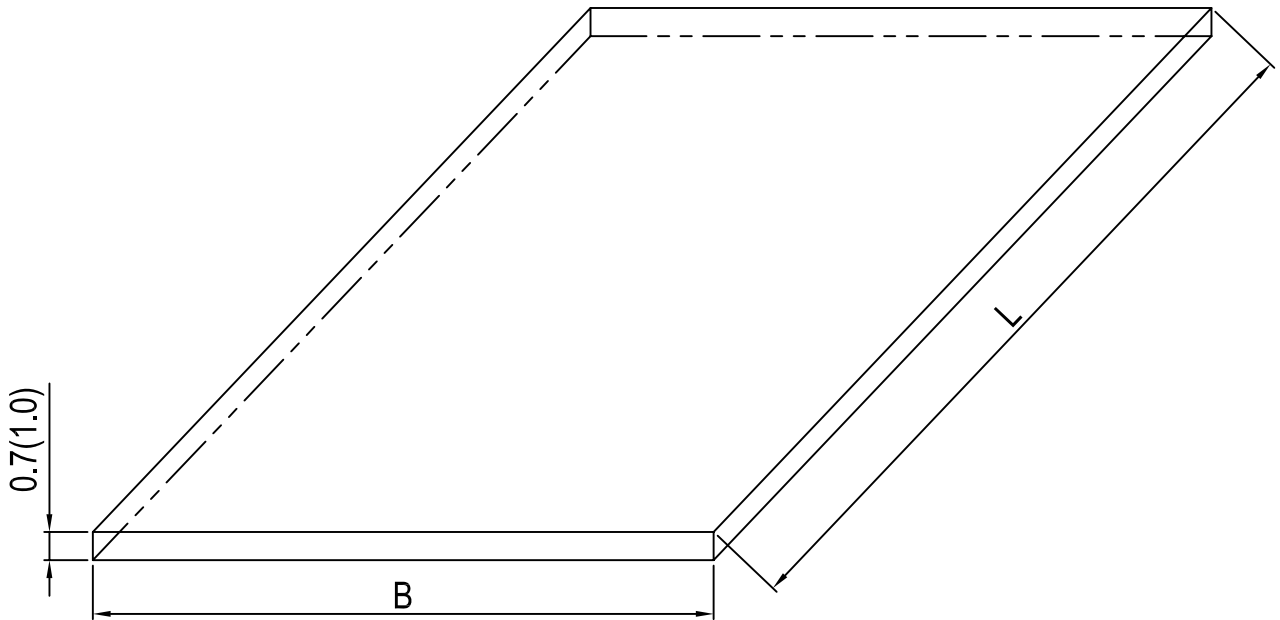


TITLE	AL plate selfcolor	WEIGHT	
SPEC		MATERIAL	6061-T6
PART NO.	L&R-14	PAGE NO.	118



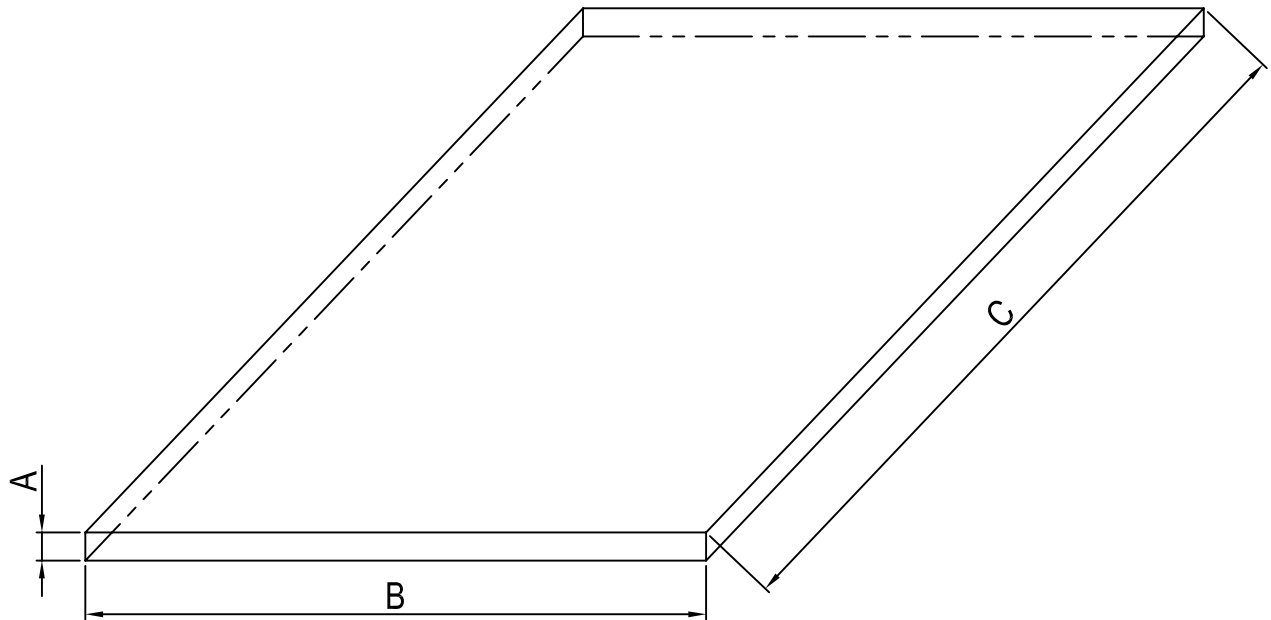


TITLE	Alum.plate(primercoating)	WEIGHT	
SPEC	AXBXL	MATERIAL	6061-T6
PART NO.		PAGE NO.	119



Part NO	SPEC
SUS-T0.7-1	0.7X1240X2550
SUS-T0.7-2	0.7X1129X2547
SUS-T1.0-2	1.0X1219X2750
SUS-T1.0-4	1.0X1000X3000

TITLE	Flat Plate SUS304	WEIGHT	
SPEC	AxBxL	MATERIAL	SUS304
PART NO.		PAGE NO.	120



Part No.	SPEC
MGSS-T1.0-1	1.0X1205X2490
MGSS-T1.0-2	1.0X1219X2438
MGSS-T1.2-1	1.2X1232X2490
MGSS-T1.2-2	1.2X1232X2550
MGSS-T1.2-3	1.2X1219X2438
MGSS-T1.6-1	1.6X1219X2438
MGSS-T2.0-1	2.0X1219X2438
MGSS-T4.0-1	4.0X1219X2438

TITLE	MGSS Plate	WEIGHT	
SPEC	AxBxL	MATERIAL	MGSS
PART NO.		PAGE NO.	121